

EIGENTUM
DES
INSTITUTS
FÜR
WELTWIRTSCHAFT
KIEL

BIBLIOTHEK

X 3438

1625413A38



LABOUR GAZETTE

VOL. LIII

No. 1

SEPTEMBER 1973

SINGLE COPY Rs. 1-25

ANNUAL SUBSCRIPTION Rs. 12

ISSUED MONTHLY BY
THE OFFICE OF THE COMMISSIONER OF LABOUR
AND DIRECTOR OF EMPLOYMENT
GOVERNMENT OF MAHARASHTRA

LABOUR GAZETTE

Started in 1921, the *Labour Gazette*, issued monthly, is a journal of use of all interested in obtaining prompt and accurate information on matters specially affecting labour in India and abroad. It contains statistical and other information on consumer price index, for working class, industrial disputes, absenteeism, trade unions, industrial relations, cases under labour laws, glimpses of industrial awards, legislation, etc. Special articles embodying results of enquiries, research relating to wages, hours of work, unemployment, family etc., are published from time to time.

Annual subscription for the year Sept. 1972—Aug. 1973 is being offered at Rs. 12.

All amounts are payable in advance in Bombay, in full, either in cash or Cheques/Drafts drawn on Bombay Banks.

ALL CORRESPONDENCE AND REMITTANCES SHOULD BE ADDRESSED TO :

The Commissioner of Labour and Director of Employment
" Commerce Centre ", Tardeo, Bombay-34 : WB (India)

LABOUR GAZETTE

Advertisement Rates

| Position | Full Page | | Half Page | |
|---------------------|-------------------|-----------------------|-------------------|-------------------|
| | Per one insertion | Per twelve insertions | Per one insertion | Per one insertion |
| | Rs. P. | Rs. P. | Rs. P. | |
| Inside page | 50·00 | 540·00 | 30·00 | |
| 2nd Cover | 65·00 | 702·00 | * | |
| 3rd Cover | 60·00 | 648·00 | * | |
| 4th Cover | 75·00 | 810·00 | * | |

*Advertisements for 1/2 pages in the 2nd, 3rd and 4th covers are not accepted.

Advertisements, which are restricted to commercial and industrial products and services, banking, printing, publishing, etc., are accepted direct or through recognised advertising agents.

LABOUR GAZETTE

The "Labour Gazette" is a Journal for the use of all interested in obtaining prompt and accurate information on matters specially affecting labour.

Vol. LIII)

BOMBAY, SEPTEMBER 1973

[No.]

CONTENTS

THE MONTH IN BRIEF

CURRENT NOTES

| | | | | | |
|----------------------------------------------------------------------------------------------------------|----|----|----|----|---|
| Wages Committee for Rubber Industry | .. | .. | .. | .. | 1 |
| Over 37 Lakh on Scarcity Works | .. | .. | .. | .. | 2 |
| Board for Khoka Making Establishment | .. | .. | .. | .. | 3 |
| Increased D.A. for Municipal Employees | .. | .. | .. | .. | 3 |
| I.T.I. Institute at Wangoan | .. | .. | .. | .. | 3 |
| Wooden Furniture Making Industry—Minimum Wage fixed | .. | .. | .. | .. | 3 |
| Progress at Counter-inflation talks—British Ministers meet TUC leaders | .. | .. | .. | .. | 4 |
| Resumption of Staggering of Weekly Holidays | .. | .. | .. | .. | 6 |
| C. M. Lauds M. S. T. C's. work in running " Sick Mills " | .. | .. | .. | .. | 6 |
| Public utility Service Declared in the month of July, 1973 | .. | .. | .. | .. | 8 |
| All India Average Consumer Price Index Number for Industrial Workers (on base 1960=100) for June 1973 | .. | .. | .. | .. | 8 |

ARTICLES, REPORTS, ENQUIRIES, ETC.

| | | | | | |
|--------------------------------------------------------|----|----|----|----|---|
| Finding Jobs for the Professionals by Shri Ruth Elliot | .. | .. | .. | .. | 9 |
|--------------------------------------------------------|----|----|----|----|---|

NOTIFICATIONS UNDER LABOUR LAWS

LABOUR LEGISLATION

| | | | | | |
|------------------------------------------------------------------------------------------------------------------------------------------------------------------------------------------------------------------------|----|----|----|----|----|
| Industrial Disputes (Maharashtra Amendment) Act, 1973 | .. | .. | .. | .. | 32 |
| Maharashtra Mathadi, Hamal and other Manual Workers (Regulations of Employment and Welfare) Act, 1969. The Cloth Markets or Shops unprotectd workers (Regulations of Employment and Welfare) (Amendment) Scheme, 1973. | .. | .. | .. | .. | 32 |
| Employees' Family Pension (Maharashtra Amendment) Act, 1973 (Second Amendment) Scheme, 1973. | .. | .. | .. | .. | 36 |

CONSUMER PRICE INDEX NUMBER FOR WORKING CLASS

| | | | | | | |
|------------|----|----|----|----|----|----|
| Bombay | .. | .. | .. | .. | .. | 39 |
| Sholapur | .. | .. | .. | .. | .. | 45 |
| Nagpur | .. | .. | .. | .. | .. | 51 |
| Aurangabad | .. | .. | .. | .. | .. | 57 |
| Nanded | .. | .. | .. | .. | .. | 65 |
| Jalgaon | .. | .. | .. | .. | .. | 74 |
| Poona | .. | .. | .. | .. | .. | 83 |

| | |
|----------------------------------------------------------------------------------------------------------------|----|
| Consumer Price Index Number for working class for certain Industrial Centres in India for June and July, 1973. | 92 |
| Index Number for Bombay, Sholapur, Jalgaon and Ahmedabad on base shifted to 1944=100. | 93 |

LABOUR INTELLIGENCE

| | |
|-------------------------------------------------------------------------------------|-----|
| Industrial Relations in Maharashtra for the month of June, 1973 | 94 |
| Industrial Disputes in Maharashtra for May, 1973 | 100 |
| Progress of Important Industrial Disputes in Maharashtra during May, 1973 .. | 101 |
| Absenteeism Statistics for the month of June, 1973 | 102 |
| Night shifts in Cotton Mills in Bombay City for July, 1973 | 103 |
| Labour Turnover in Cotton Mills in Bombay City for June, 1973 .. | 105 |
| Working of the Trade Unions Act, 1926 in Maharashtra, during July 1973.. | 107 |
| Working of Employees State Insurance Scheme during July, 1973 (Non-Medical Side). | 110 |
| Working of Employees State Insurance Scheme during March, 1973 (Medical Side). | 111 |
| Fatal Industrial Accident and Industrial Diseases in Maharashtra during July, 1973. | 112 |
| Employment Situation in Maharashtra for the month of June, 1973 .. | 113 |
| Textile Employment (Decasualisation) Scheme for the month of July, 1973 | 114 |

| | |
|---------------------------|-----|
| LABOUR LITERATURE | 120 |
|---------------------------|-----|

CASES UNDER LABOUR LAWS

STATISTICS

| | |
|---------------------------------------------------------------------------------------------------------------------------------------------|-----|
| Employment through Employment Exchange | 122 |
| Employment through (Decasualisation) Scheme | 123 |
| Industrial Disputes in Progress in State during May, 1973 | 124 |
| Consumer Price Index Number for low paid Employees in different Mofussil Centres in Andhra and Madras States for the month of June, 1973 .. | 134 |
| Statement of Agriculture wages in Urban areas during June, 1973 .. | 136 |
| Statement of Agriculture wages in Rural areas during June, 1973 .. | 138 |

Editor :

Shri A. D. DIVEKAR, B.A. (H)
Deputy Commissioner of Labour
Maharashtra, Bombay (Ex-Off)

The Month in Brief

Consumer Price Index Number for Working Class

The Bombay and Sholapur and Consumer Price Index Number for Working class for the month of July, 1973 with the average prices for the year ended December, 1960 equal to 100 were 235, and 281 respectively. The Jalgaon, Nanded, Poona and Aurangabad Consumer Price Index Number for Working class for the month of July, 1973, with the average prices for the year 1961 equal to 100 were 274, 335, 232, and 304 respectively.

Industrial Disputes

During May 1973, there were 97 strikes involving 27,328 workmen and a time loss of 2,17,252 working days, as compared to 87 disputes in April, 1973 ; involving 27,355 workers and time loss of 2,85,816 man-days. Further particulars of industrial disputes are given at pages 100 to 101 and 124 to 133 of this issue.

Absenteeism

During June 1973, the average absenteeism in the textile industry in seven important textile centres in the State viz. Bombay City, Nagpur, Sholapur, Jalgaon, Nanded, Akola and Aurangabad amounted to 20.83 per cent as against 22.76 per cent. in May 1973. For further particulars see pages 102 of this issue.

Production of Cotton Yarn Spun and Manufacture of cloth

During March 1973, Mills in Bombay City produced a total of 1,56,45,000 kgs. of yarn 2,05,000 kgs. of Miscellaneous goods such as blankets, hosiery goods and knitted a fabrics and packed 44,92,000 metres of cotton goods mixed with silk wool, terene, etc. and packed 9,97,92,000 metres wearable and non-wearable cloth and those in Rest of Maharashtra produced 52,81,000 Kgs. of yarn, 1,26,000 Kgs. of miscellaneous goods such as blankets, hosiery and knitted fabrics and packed 2,52,04,000 metres of wearable and non-wearable cloth. The total production of cotton yarn, miscellaneous goods and mixed with silk. wool, terene, etc. packing of wearable and non-wearable cloth for the whole State of Maharashtra amounted to 2,0926,000 Kgs., 3,31,000 Kgs., 45,12,000 metres and 12,49,96,000 metres respectively.

—•••••—

Current Notes

Wages Committee for rubber Industry

The Government of Maharashtra has appointed under the chairmanship of Shri E. B. Nimbalkar, M.L.A., a committee to hold enquiries and to advise the State Government in the matter of revising minimum rates in the rubber manufacturing industry.

The representative of employers are : Dr. K. N. Modak, Honorary General Secretary, All India Rubber Industries Association, Modak Rubber Products Pvt. Ltd., Bombay ; Shri D. M. Gokhale, Partner, Kohinoor Rubber Products, Poona ; and Shri W. G. Desai, C/o Indian Rubber Generating Co. Ltd., Thana.

The representatives of employees are : Shri K. A. Iyer, General Secretary, Bombay Rubber Employees Union, Bombay ; Shri G. P. Coutinho, President, Paper, Rubber and General Workers' Union, Bombay ; and Shri Sadashi Bhat, General Secretary, Poona Labour Union, Poona.

Over 37 Lakh Workers on scarcity works

As many as 37,40,845 workers were daily working on 53,060 scarcity works in 25 districts of the State as on July 15. The daily attendance of workers on 4,685 normal departmental works was 2,24,484 bringing the total number of workers to 39, 65,329 on 57,745 works of both the types.

An expenditure of Rs. 159.06 crores has so far been incurred on relief works in the present scarcity period.

The daily average number of persons receiving gratuity relief as on July 1 was 98,541 the amount distributed being Rs. 91,82,941.

In 25 districts, 55,985 community wells have been taken up and out of these as many as 14,001 have become successful.

Under the wells programme as on July 1, 1973, blasting was complete in respect of 35,264 wells ; 729 wells were bored ; 970 wells were bored with deep drilling and 1,456 wells were revitalised. The number of wells undertaken by zilla parishads as on July 1 was 893.

An expenditure of Rs. 86,98,946 was incurred, till July 15, on provision of drinking water in 25 districts. The amount of tagai loans disbursed during 1972-73 came to Rs. 8.33 crores. An amount of Rs. 9.6 crores has been allotted for tagai for 1973-74.

There were 56 cattle camps with 1,998 cattle heads as on July 15.

Over 30.55 lakh persons working on the scarcity relief works in 25 districts were receiving 'sukhadi' every day as on July 15. The total expenditure on this account came to Rs. 12.01 crores.

Up to July 1, 1973, as many as 3,739 tanks were undertaken out of which 866 were completed. In all 527 canal works were also undertaken the total length excavated being 949.5 km. Road works with 66,420 km. length were also completed till July 1. Bunding in 14,43,977 hectares was completed during this period.

Board for Khoka making Establishments—Employees and Employer register

The Government of Maharashtra has set up a Board for Khoka making establishments and timber markets and shops under Khoka and Unprotected Workers (Regulation of Employment and Welfare) Scheme.

Under the clauses 14 and 15 of the scheme, the employers and employees are required to register themselves with the board.

The registration forms can be had from the office of the Board for Making Establishments and Timber Market and Shops, C/o 50, Broad Road, Bombay-9.

The aforesaid scheme has been formulated under the Maharashtra Hamal and other Manual Workers (Regulation of Employment and Welfare) Act, 1969.

Increased Dearness Allowance for Municipal Employees

The Government of Maharashtra has sanctioned increased dearness allowance with effect from August 1, 1972, to the municipal employees in the city works of workers. The dearness allowance is to be paid on the conditions at the rates sanctioned to the Government employees.

For the purpose, the Government has sanctioned the payment of dearness allowance grants to the municipal councils. Accordingly 'A' class municipal councils will receive 80 per cent grants, 'B' class 85 per cent and 'C' class 90 per cent grants on the expenditure incurred on dearness allowance of employees who are brought on to the raised pay scales. As regards expenditure incurred on the dearness allowance of the employees who are not brought on to the revised pay scales, the Government grants will be 50 per cent of the expenditure.

The arrears payable on account of these increased rates for the period August 1, 1972 to March 31, 1973 will be credited to the Provident Fund Accounts of the municipal employees. However, there will be no contribution by the municipal councils in respect of arrears of dearness allowance. These arrears will be paid in cash in the cases where Provident Fund schemes are not in operation and where Provident Fund Accounts are required to be opened.

I. T. I. Institute at Wangaon

The Government of Maharashtra has accorded sanction to the establishment of an Industrial Training Institute at Wangaon in Thana district with effect from August 1, 1973. In the beginning there will be 56 seats in the institute under : Turner—12 ; Fitter—16 ; Welder—12 and Carpenter—16.

Wooden Furniture Making Industry

The Government of Maharashtra has fixed from August 15, 1973 the rates of wages payable to the different categories of employees in the

Progress at Counter-Inflation talks, British Ministers meet TUC leaders

A further meeting on 27th July 1973 between British Government Ministers and the leaders of the Trades Union Congress (TUC) on fighting inflation described by the Prime Minister, Mr. Edward Heath, as one of the most successful so far, said the Chancellor of the Exchequer, Mr. Anthony Barber. Both sides were agreed on the importance of making Phase 3 of the Government's counter-inflationary policy, due to begin in the autumn, effectively slowing down inflation.

Following a general discussion of the economy in the framework of the Government's aims of an expanding economy and reduced inflation, the main specific topic yesterday was how to reconcile free collective bargaining with the attainment of the second aim. The matter would be discussed further. Mr. Barber said that the Government had not yet been convinced that in present circumstances unrestricted bargaining could be reconciled with the containment of inflation. It would be the Government's responsibility to decide.

Next Meeting

Between now and the next meeting, in three or four weeks, there is to be a continuing staff discussion and the Prime Minister will submit to the TUC proposals on threshold agreements and the means of making the best use of productive resources.

Threshold agreements provide for wage increases which come into force when the cost of living rises at more than a stated rate. Much thought has been given to them in recent years as a means of taking steam out of the pressure for wage rises.

The TUC General Secretary, Mr. Victor Feather, said he agreed with the Prime Minister's view of the success of the meeting. The TUC shared the Government's view that the attack on inflation was of the utmost importance. At the same time it was opposed to any restrictions on collective bargaining. He was glad that the Government had agreed to respond in detail to the TUC representations, which called for stronger price control, food subsidies and increased pensions.

Mr. Barber said that it was all the more important to co-operate together to produce more and slow down price rises because of the unprecedented increases in world commodity prices.

Chancellor's Comments

Following is the text of remarks on 27th July 1973 by the Chancellor of the Exchequer, Mr. Anthony Barber, at a Press conference following:

"I think it will be remembered that at the last meeting which we had with the TUC, there were five subjects which were agreed for discussion, and we met at 10, Downing Street under the chairmanship of the Prime Minister this morning and then again this afternoon, and at this meeting we discussed

This afternoon, we concentrated mainly on a very big subject and that is how to reconcile free collective bargaining with the containment of inflation, and we considered both the strengths and the weaknesses of free collective bargaining, the advantages and the disadvantages.

We also touched for a time on the question of profits and we also spent quite a time discussing productivity bargaining. At the end of the meeting this afternoon, the Prime Minister suggested that we should submit to the TUC a paper for consideration by them—for consideration in depth—on the question of thresholds, a further paper about the consequences of the announcements which were made in the debate the other day in the House of Commons concerning rate rebates and allowances, and also a very important paper about the best use of our productive resources."

Primary Purpose

There will be, between now and the next meeting with the TUC, continuing staff discussions and then, at the next meeting, the remaining items in the paper which was submitted by the TUC will be discussed, and there will be some consideration given to the actual date of the next meeting but it is expected that it will be in about three or four weeks' time.

To secure rising prosperity for the British people, we have to do two things : we have to sustain an expanding economy and we have to reduce the rate of inflation. In common-sense language, we cannot become more prosperous unless we are prepared to co-operate together both to produce more and to slow down the rise in prices. This is all the more important when we are suffering from an unprecedented rise in world prices over which we have no control.

We are all agreed that there is no point in working towards an arrangement in the autumn to follow Stage 2 which would itself contribute to inflation. The whole purpose of these talks is to agree together on fair action to slow down the rate of inflation and to safeguard our expansion.

Controlling Money Supply

The second point I want to make concerns the recent disturbance in the foreign exchange markets. During recent weeks foreign interest rates have risen considerably and one consequence of this has been some movement of funds out of London and pressure on the exchange rate. Today the Bank of England minimum lending rate has been raised from 9 per cent to 11½ per cent. This action will both stem the rate of domestic monetary expansion and it will also make our interest rates competitive with those abroad.

The purpose is to keep the growth of money supply firmly under control and to strengthen sterling. I know of course all the difficulties which can be caused by rising interest rates, but in these circumstances this action is essential

I should, perhaps, just add that there is a long-arranged meeting in Washington and I am leaving for Washington in about an hour or two—a long-arranged meeting to deal with the long-term reform of the international monetary system and I mention this because, of course, if we are to solve the sort of problems with which the world currency markets have been faced during these recent weeks, then it is essential to push on with the longer-term reform of the system.

We shall certainly not solve everything at our meeting, but I hope that we shall make good progress."

Resumption of Staggering of Weekly Holidays

The Government of Maharashtra has clarified that the orders relating to staggering of weekly holidays stand revived from September 1, and the programme of staggering as applicable to each industrial establishment as fixed in October last, now becomes operative until further orders.

It may be recalled that the orders relating to staggering of weekly holidays in industrial establishments had been kept suspended for the period from August 1 to 31 only.

C. M. Lauds M.S.T.C.s' Work in Running 'Sick' Mills

In inaugurating a two-day conference of Chief executive officers and general managers of the Maharashtra State Textile Corporation at Sachivalaya this morning, the Chief Minister of Maharashtra, Shri V. P. Naik, said that the country had skill, capacity and talent enough to make every public sector undertaking successful as had been so convincingly demonstrated by the Maharashtra State Textile Corporation, which was probably the biggest industrialist, running 24 units and employing 52,000 workers.

The Chief Minister pleaded for the proper organisation of this talent and said that the M.S.T.C., now having turned corner from a position of loss to that of profit, had a great opportunity to set up a model before the country.

Giving the background of the situation in which the sick textile mills were taken over by the State Government to provide jobs to those rendered jobless by the sick mills, the Chief Minister said that this take over had a social and national background. It underlined the State Government's concern to provide jobs to those prepared to work and to help the poor. The State's Guarantee Employment Scheme in rural areas for all able bodied persons also reflected this concern. He referred to the doubts which were expressed when the first mill was taken over in 1957. The situation had now vastly changed and the corporation was now in a position not only to pay the arrears but even to carry out improvements and renovations.

Shri Naik said that fortunately textile mills were not only

The Chief Minister exhorted the Corporation to tap the various financing agencies and not depend on the Government only, which had to fulfil many other commitments. Irrigation facilities to increase agricultural production was one such commitment, and therefore, he thought, it would be better if the corporation stood on its own feet progressively.

The Chief Minister was happy that the corporation had on its board of directors, 3 directors from amongst the workers. This was necessary, he said, as it would directly involve the workers in the programming of the Corporation. The State Government was pursuing this policy in other state government undertakings because without the willing and intelligent co-operation of the workers industries could not run efficiently. This was all the more so as in an undertaking of this type the employer and employee relationship theory did not fit in as the employer here did not want to squeeze the workers.

The Chief Minister attributed the failure of some public sector undertakings to lack of decentralized power, artificial control and lack of sense of participation on the part of the workers. The sense of belonging to the unit would enthuse the worker to put in his best and increase the production, he said,

The Chief Minister also pleaded for a separate identity for the Maharashtra State Textile Corporation as it had been reported that the forthcoming National Textile Corporation would be holding the Corporation after nationalisation and the State Textile Corporation would have to be wound up or would have to become a subsidiary corporation of the Corporation. The Government would make efforts to preserve the separate identity of the corporation, he said.

Concluding, the Chief Minister expressed confidence about the Corporation's success and cited in this connection the example of cotton trade takeover which was a great success in the very first year of its inception.

Speaking on the occasion, Shri N. M. Tidke, Minister for Industries complemented the Corporation for the successful running of the sick mills in the State. He said that the corporation had not only provided employment to these workers but also stabilised the decentralised handloom and powerloom industry.

The Minister further said that the percentage of the scheduled castes and scheduled tribes workers should be observed according to the Government directives. In respect of the self employment programme, the Minister suggested that the educated youths in poor families should be given priority in recruitment in the industry. He also suggested that the educated sons of the workers should be provided loan facilities from the Nationalised Banks under the guarantee of the Corporation.

Shri D. J. Madan, Chairman of the Corporation welcomed the guests and explained the purpose of the conference. He also detailed the background of the take over of the sick mills, the role of the Corporation in improving its working, the progress achieved so far and the future outlook and plans of the Corporation.

PUBLIC UTILITY SERVICE DECLARED IN THE MONTH OF JULY 1973

The following undertaking have been declared as the Public Utility Service under the provisions of the Industrial Disputes Act, 1947, for the period indicated against them.

| Serial No. | Name of the Undertaking | Period | No. and date of the Notifica- tion of M. G. G. in which published |
|---------------|------------------------------------------------------------------------------------------|------------------------------------|---------------------------------------------------------------------------------------------------|
| 1 | Kolhapur Municipal Trans- port Service, Kolhapur. | Six months from 21st July 1973. | IDA.-1469/Lab.-II, dated 21st July 1973, M.G.G. Part I-L on 5th July 1973, at page 5717. |
| 2 | Bombay Municipal Corpora- tion, Bombay, and Poona Municipal Corporation, Poona. | Six months from 19th July 1973. | IDA.-1469/Lab.-II, dated 29th June 1973, M.G.G. Part I-L on 19th July 1973 at page 6310. |

ALL INDIA AVERAGE CONSUMER PRICE INDEX NUMBER FOR INDUSTRIAL WORKERS (ON BASE : 1960—100) FOR JUNE 1973

The All-India Average Consumer Price Index Number for Industrial Workers (General) on base 1960—100 for June 1973 is 233 (Two hundred and Thirty Three) as compared to 228 in May 1973. The index for June 1973 on base 1949—100 derived from the 1960 based index works out to 283.

Articles, Reports, Enquiries, etc.

(The views expressed in signed Articles appearing in this section carry weight in as much as they are expressed by the persons who know their subjects well. They, however, do not necessarily reflect the views of Government. All rights concerning these Articles are reserved.)

FINDING JOBS FOR THE PROFESSIONALS

BY

RUTH ELLIOTT*

Britain's biggest employment agency aims to place 150,000—200,000 professional, executive and managerial applicants in jobs each year.

“I ask employers to give us five days to present them with a shortlist of picked candidates,” says Dewi Rees, Director of the Department of Employment's new Professional and Executive Recruitment (PER) service.

How can he hope to run a sophisticated, countrywide service at such speed, dealing as it will have to with variously trained and experienced job seekers and fitting them into often highly specialised posts in industry, the professions and government service?

Computer Based

The countrywide register is computer-based and therefore can cover the whole country far more comprehensively than any commercial agency could.

Some 85—90 per cent of all the applications can in fact be dealt with by sorting them under headings for age, salary, educational and technical qualifications, experience, geographical mobility, salary and sex, even without time consuming interviews to establish these simple facts.

The computer can produce suitable candidates for, say, a vacancy in Bahrain for an Arabic-speaking marine biologist, for a journalist with some knowledge of agriculture or even sort out a possible job for an experienced works manager from Newcastle in the north east of England who may have narrowed his choice by choosing to remain in the place where he happens to be living.

The new recruitment register, formally launched on 1st March 1973, is based on 40 computer-linked offices in all parts of Britain and is part of a general re-gearing of Britain's employment services at all levels. This is planned as much to help industry and commerce with their immediate and changing needs for trained personnel as to help unemployed people find new jobs.

Changing Jobs

Approximately 10 per cent of Britain's 24 million working population falls within the categories for which the PER will cater: technicians, managers, graduates, computer specialists, researchers, marketing and sales men and

job in any one year, some because they are unemployed, others because they are hoping to better themselves.

Dewi Rees has spent much of his working life in industry and feels that the social role of a government service such as PER will be all the more efficient if it is also commercially successful. He aims to cater for a mass market with methods of modern mass marketing: "When we put six men before an employer three may be employed, three not. But they will be the best men for the job. My aim is not to put men on as many shortlists as possible."

He sees it as one of the definite advantages of modern technological society that jobs and employment prospects are changing and that few people nowadays expect to stay in one job until their retirement. "Of course good men could always improve themselves by changing jobs every four or five years but a change of job gives any man a second chance, especially if he has been in a dead end job."

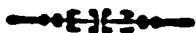
Near-Automatic Service

While the computer can provide a near automatic mail order job finding service for the bulk of applicants specially trained interviewers will see those unemployed executives who may be having difficulty in landing new posts. They will try to rebuild shattered morale, sometimes with occupational guidance or a crash retraining programme, and help the executives to understand his problems: Are his skills adequate? Or out-of-date? Would retraining help? Are his salary and or status expectations excessive?

With so much attention focussed on job applicants registrations of vacancies are eagerly sought from employers, both state and private. From his personal knowledge of the labour market on both sides of the fence Dewi Rees has taken pains to present the new service personally to hundreds of industrialists in centres throughout the country—"I have pulled out all the stops."

He expects job applicants to do the same and encourages them to contact professional bodies and even commercial agencies in their quest for employment although he presumably feels that PER is likely to place all the square pegs, into appropriately square holes first. "Well, we are far the biggest in the game".

But sheer size is not to be allowed to hinder the new service's freedom to innovate and expand. Dewi Rees is already talking to contacts overseas about jobs. Experience, training and opportunities must never be allowed to go to waste.



Notifications Under Labour Laws

CORRIGENDUM

Maharashtra Mathadi, Hamal and Other Manual Workers (Regulation of Employment and Welfare) Act, 1969.

*Industries and Labour Department No. UWA. 1473/183501/Lab-IV, 21st July 1973.*¹—In Government Notification, Industries and Labour Department, No. UWA. 1472/163418/Lab-IV, dated the 31st January 1973, published in the *Maharashtra Government Gazette, Extraordinary*, dated the 1st February 1973, at pages 139 to 157, in the Metal (excluding Iron and Steel) and Papers Unprotected Workers (Regulation of Employment and Welfare) Scheme, 1973,—

(a) in clause 4, in sub-clause (f), on page 141, for "Personal Officer" read "Personnel Officer";

(b) in clause 9, in sub-clause (e) (iii), for "registered worker" read "registered workers".

CORRIGENDUM

Maharashtra Mathadi, Hamal and Other Manual Workers (Regulation of Employment and Welfare) Act, 1969.

*Industries and Labour Department No. UWA. 1473(FSH)/183500/Lab-IV, 21st July 1973.*²—In Government Notification, Industries and Labour Department, No. UWA. 1471 (FSH)/161764/Lab-IV, dated the 30th December 1972, published in the *Maharashtra Government Gazette, Extraordinary*, Part I-L, dated the 1st January 1973, at pages 41 to 58, in the Fishing Industry Unprotected Workers (Regulation of Employment and Welfare) Scheme, 1972,—

(a) in clause 4, in sub-clause (h), on page 42, for "registered pool workers" read "register of pool workers";

(b) in clause 9, in sub-clause (1), for "provision of" read "provisions of";

(c) in clause 16, in sub-clause (2), for "monthly worker" appearing at two places read "monthly workers";

(d) in clause 22, Heading for "Surrendered of Cards" read "Surrender of Cards";

(e) in clause 29, in sub-clause (3), for "shall not engaged" read "shall not be engaged";

(f) in clause 42,—

(i) in sub-clause (i), in the last line, for "egistered employers" read "registered employers";

(ii) in sub-clause (3), in the last line, for "he State Government" read "the State Government".

CORRIGENDUM

Maharashtra Mathadi, Hamal and Other Manual Workers (Regulation of Employment and Welfare) Act, 1969.

Industries and Labour Department No. UWA. 1473/183502/Lab-IV, 21st July 1973.
 Government Notification, Industries and Labour Department, No. UWA 1472/152 Lab-IV, dated the 31st January 1973, published in the *Maharashtra Government Gazette Extraordinary*, Part I-L, dated the 1st February 1973, at pages 158 to 174, in the Khadi and Timber Unprotected Workers (Regulation of Employment and Welfare) Scheme, 1973.

- (a) in clause 6, in sub-clause (11) (iv), on page 161, *for* "divise forms" *read* "diverse forms";
- (b) in clause 11, in sub-clause (2), Heading—
for "Monthly Register" *read* "Register of workers";
- (c) in clause 14, *for* "appended to the within" *read* "appended to the Scheme within";
- (d) in clause 22, Heading—
for "Surrendered of Cards" *read* "Surrender of Cards";
- (e) in clause 29, in sub-clause (3), *for* "engaged himself" *read* "engage himself";
- (f) in clause 30, in sub-clause (4), *for* "workers no piece rate" *read* "workers on piece rate";
- (g) in clause 37, in sub-clause (1), *for* "poo" *read* "pool";
- (h) in clause 38, in sub-clause (4), *for* "instructions of the ard" *read* "instructions of the Board";
- (i) in clause 40, *for* "purpose o satisfying" *read* "purpose of satisfying".

Industrial Disputes Act, 1947

I

Government of Maharashtra has declared the employment of workmen in the Fire Brigade services under the Bombay Municipal Corporation, Bombay and the Poona Municipal Corporation, Poona, to be a Public Utility Service for the purpose of the Act for a further period of six months from 19th July 1973.

(Government Notification, Industries and Labour Department, No. IDA. 1469/Lab-IV, dated 29th June 1973, published in *M. G. G.*, Part I-L, dated 19th July 1973 at page 158.)

Industrial Disputes Act, 1947

II

The Government of Maharashtra has appointed Shri D. B. Tadwalkar, Civil Judge (First Division), Nagpur, to be the Presiding Officer, of the Second Labour Court, Nagpur, to fill the vacancy occurred by reason of the expiry of the term of re-employment of Shri Phatak.

(Government Notification, Industries and Labour Department, No. IDA. 1173/Lab-II, dated 12th June 1973, published in *M. G. G.*, Part I-L, dated 26th July 1973 at page 670A.)

Industrial Disputes Act, 1947

III

Government of Maharashtra has declared the (1) Workshops, garages and depots and (2) Road Transport Service operated by the Maharashtra State Road Transport Corporation in the Maharashtra to be public utility service for the purpose of the Act for a further period of six months from 5th August 1973 and 26th August 1973 respectively.

(Government Notifications, Industries and Labour Department Nos. IDA. 1467 and 1468/Lab-II, dated 18th July 1973, published in *Maharashtra Government Gazette*, Part I-L, dated 2nd August 1973 at Pages 6796 and 6798.)

Industrial Disputes Act, 1947

IV

Government of Maharashtra has declared the Oxygen and Acetylene Industry to be a public utility service for the purpose of the said Act for a further period of six months from 9th August 1973.

(Government Notification, Industries and Labour Department No. IDA. 1559/Lab-II, dated 18th July 1973, published in *M.G.G.*, Part I-L, dated 2nd August 1973 at Page 6799.)

Payment of Wages Act, 1936

Government of Maharashtra has appointed Sri D. B. Tadwalkar, Judge, Second Labour Court, Nagpur, to be the authority to hear and decide for the areas of Nagpur District, all claims arising out of deductions from the wages or delay in Payment of Wages, or persons employed or paid in those areas, including all matters incidental to such claims.

(Government Notification, Industries and Labour Department, No. PWA. 1573/187125/Lab-III-A, dated 3rd July 1973, Published in *M. G. G.*, Part I-L, dated 25th July 1973 at Page 6717.)

Maharashtra Mathadi, Hamal and other Manual Workers (Regulation of Employment and Welfare) Act, 1969.

I

Government of Maharashtra has made rules, the Maharashtra Mathadi, Hamal and other Manual Workers (Regulation of Employment and Welfare) (Amendment) Rules, 1973 and amended as below:—

2. In rule 2 of the Maharashtra Mathadi, Hamal and other Manual Workers (Regulation of Employment and Welfare) Rules, 1973 (hereinafter referred to as "the said rules"),—

(i) clauses (b) and (f) shall be deleted; and clauses (c), (d), (e) and (g) shall be re-numbered as clauses (b), (c), (d) and (e) respectively;

(ii) after clause (e), so re-numbered, the following shall be added, namely:—

"(f) words and expressions used but not defined in these rules shall have the meanings respectively assigned to them in the Act."

3. In rule 6 of the said rules, in the proviso to sub-rule (1),—

(a) after the words "is not a graduate" the following shall be inserted, namely:—

"but who has passed the Secondary School Certificate Examination or any other equivalent examination of a recognised university";

(b) the words "the general qualifications of the person" shall be deleted;

4. In the Forms appended to the said rules, below the words and figures 'Form I', 'Form II', 'Form III' and 'Form IV' respectively, the brackets, words and figures "(See rule 4)" shall be inserted.

(Government Notification, Industries and Labour Department, No. UWA. 1169/177 Lab-IV, dated 8th June 1973, published in M.G.G., Part I-L, dated 26th July 1973 at Page 6702.)

Maharashtra Mathadi, Hamal and other Manual Workers (Regulation of Employment and Welfare) Act, 1969.

II

Government of Maharashtra, after consultation with the Advisory Committee has approved the following scheme, the same having been previously published as required by sub-section (1) of the said Section 4, namely :—

1. (1) This scheme may be called the Cotton Markets Unprotected Workers (Regulation of Employment and Welfare) (Amendment) Scheme, 1973.

(2) It shall come into force on and from 16th July 1973.

2. In the Cotton Markets Unprotected Workers (Regulation of Employment and Welfare) Scheme, 1972,—

(1) in clause 2, in sub-clauses (1) and (2), after the word "measuring" the words "filling, stitching, sorting, cleaning" shall be inserted ;

(2) in clause 3, after sub-clause (3) the following shall be added, namely :—

"(iv) Clauses 14 and 15 of this Scheme shall in relation to the employment in cotton markets and godowns and in cotton ginning and pressing factories, cotton waste factories and godowns thereof ; in connection with filling, stitching, sorting or cleaning come into force from 16th July 1973 and the remaining clauses of this Scheme shall, in relation to the employment in cotton markets and godowns and in cotton ginning and pressing factories, cotton waste factories and godowns thereof in connection with filling, stitching, sorting, or cleaning, come into force from 16th August 1973."

(Government Notification, Industries and Labour Department, No. UWA. 1273/177 Lab-IV, dated 15th June 1973, published in M.G.G., Part I-L, dated 26th July 1973 at Page 6706 and 07.)

Maharashtra Mathadi, Hamal and other Manual Workers (Regulation of Employment and Welfare) Act, 1969.

III

Government of Maharashtra has appointed Shri H. A. Sathe, Assistant Commissioner of Labour, Bombay, who shall hold office until a Board is duly constituted under Section 4 of the Act for the Scheduled employment in the khoka making establishment and T. markets and Shops.

Bombay Industrial Relations Act, 1946

The Government of Maharashtra has appointed Shri D. B. Tadwalkar (having the prescribed qualifications) to preside over the Second Labour Court at Nagpur, and for that purpose amended the Principal notification as amended by the amending notifications as follows, namely :—

In clause (2) of the notification ; for the words and letters " Shri S. R. Pathak " the word and letters " Shri D. B. Tadwalkar " shall be substituted.

(Government Notification, Industries and Labour Department, No. BIR. 2773/173527/Lab-I, dated 12th June 1973, published in *M. G. G.*, Part I-L, dated 26th July 1973 at Page 6703.)

Bombay Shops and Establishments Act, 1948

Government of Maharashtra has amended schedule II of the Act and added after entry No. 171 the following, namely:—

" 172. Establishments of the Food Corporation of India, Bombay. "

All Provisions except the Provisions of the section 63 thereof for a period of six month from the date of issue of the notification.

(Government Notification, Industries and Labour Department No. BSE. 1473/178722/LAB-III-A, dated 25th June 1973, published in *Maharashtra Government Gazette*, Part-I-L, dated 26th July 1973 at Page 6712.)

Personal Injuries (Compensation Insurance) Act, 1963 (37 of 1963)

The Government of India has directed as below :—

(i) in the case of an employer having a policy in force on the 30th September 1972, the amount of the advance premium payable in respect of the quarters ending on the 31st December 1972, 31st March 1973 and 30th June 1973, shall be nil and,

(ii) in the case of a person who becomes an employer for the first time during any quarter subsequent to the quarter ending on the 30th September 1972, and is required to take out a policy of insurance in accordance with the provisions of the Personal Injuries (Compensation Insurance) Scheme, 1972, the amount of advance premium in his case shall be three paise per one hundred rupees of his wages bill for the first quarter only in which he is required to take out the policy and the amount of advance premium for the subsequent quarters shall be nil.

(Government Notification, Industries and Labour Department, No. PIA. 1072/180098/Lab-III-B, dated 9th July 1973, published in *Maharashtra Government Gazette*, Part I-L, dated 2nd August 1973 at Page 6786.)

Contract Labour (Regulation and Abolition) Act, 1970

Government of Maharashtra has appointed Professor, V. B. Kamath as a member representing the principal employers on the State Advisory Contract Labour Board in the vacancy caused by the resignation of the chairman of the Maharashtra State Board of the All India Manufacturer's Organisation and for that purpose Government has amended the said notification as follows, namely :—

In the Schedule appended to the said notification, in entry 3, for the words and figures " The Chairman, Maharashtra State Board of the All India Manufacturer's Organisation,

Factories Act, 1948

The Government of Maharashtra has appointed the Inspectors for the purpose of the Act for the local areas, specified to be the authority to which the Inspector shall be off subordinate.

| Name of the Inspector | Local Area | The authority to which Inspector shall be off subordinate |
|----------------------------|--------------------------------------------------------------------------------------------------------------------------------------|-----------------------------------------------------------|
| 1. Shri N. B. Shinde | .. Poona, Satara, Ahmed-nagar, Nasik, Dhulia, | Deputy Chief Ins of Factories, Poona |
| 2. Shri G. R. Gujar | .. Jalgaon, Sangli, Kolhapur, Sholapur and Ratnagiri Districts. | |
| 3. Shri Y. V. Thite | .. | |
| 1. Shri V. S. Karmarkar | .. Greater Bombay and Districts of Thana and Kolaba. | Deputy Chief Ins of Factories, Bombay |
| 2. Shri D. P. Mathrani | .. | |
| 3. Shri H. D. Patil. | | |
| 4. Shri D. S. Dharmasthal. | | |
| 1. Shri V. K. Shrivastav | .. Nagpur, Wardha, Akola, Chanda, Bhandara, Amravati, Bhir, Buldhana, Yeotmal, Aurangabad, Parbhani, Osmanabad and Nanded Districts. | Deputy Chief Inspect Factories, Nagpur. |
| 2. Shri D. H. Katkar. | | |
| 3. Shri V. S. Phadke. | | |

(Government Notifications, Industries and Labour Department, No. FDE. 1273/182 to (x)/Lab-III-B, dated 19th July 1973 published in *M. G. G.*, Part I-L, dated 2nd August at Pages 6791 to 6795.)

Minimum Wages Act, 1948

Classes of employees

Rates per month

Zone-I

Zone-II

Zone-III

2

3

Skilled—

Rs.

Rs.

Rs.

Nurses 175

160

150

Midwives.

Laboratory Technicians.

X-Ray Technicians.

Compounders.

(Provided such Nurses, Midwives, Laboratory Technicians, X-Ray Technicians and Compounders possess Diplomas or Certificates recognised by the Government of Maharashtra).

Employees by whatsoever name called doing work of the nature done by persons falling under any of the foregoing classes of employees.

Semi-skilled—

Nurses 140

130

115

Midwives.

Laboratory Technicians.

X-Ray Technicians.

Compounders.

Dais.

Dressers.

| Classes of employees 2 | Rates per month | | |
|---------------------------------------------------------------------------------------------------------------------------------------------------------------------------------------------------------------------------------|-----------------|---------|----------|
| | Zone-I | Zone-II | Zone-III |
| | Rs. | Rs. | Rs. |
| provided such Nurses, Laboratory Technicians, X-Ray Technicians, Compounders, Dais and Dressers, though without a diploma or certificate recognised by the Government of Maharashtra, have experience of at least three years). | | | |
| ccountants. | | | |
| erks. | | | |
| ypists. | | | |
| telephone Operators. | | | |
| mbulance Drivers. | | | |
| ooks. | | | |
| employees by whatsoever name called doing work of the nature done by persons falling under any of the foregoing classes of employees. | | | |
| illed— | | | |
| ard-boys | 105 | 95 | 80 |
| ons. | | | |
| endants. | | | |
| l Collectors. | | | |
| atchmen. | | | |
| ardeners. | | | |
| ashermen. | | | |
| eeppers. | | | |

Employees by whatsoever name called doing work of the nature done by persons falling under any of the foregoing classes of employees.

Employees by whatsoever name called doing work of the nature done by persons falling under any of the foregoing classes of employees.

| | | | |
|------------------------------------------------------------------------------------------|--------------------------------------------------------------------------------------|--------------------------------------------------------------------------------------|--------------------------------------------------------------------------------------|
| Adolescents employed in any of the classes of employment mentioned above in this column. | 80 per cent of the rates fixed for adults in respect of the same class of employees. | 80 per cent of the rates fixed for adults in respect of the same class of employees. | 80 per cent of the rates fixed for adults in respect of the same class of employees. |
| Children employed in any of the classes of employment mentioned above in this column. | 60 per cent of the rates fixed for adults in respect of the same class of employees. | 60 per cent of the rates fixed for adults in respect of the same class of employees. | 60 per cent of the rates fixed for adults in respect of the same class of employees. |

Explanation.—For the purpose of this notification—

- (a) Zone-I shall comprise the area within the jurisdiction of the Municipal Corporation of the City of Nagpur.
- (b) Zone-II shall comprise the areas within the jurisdiction of the Municipal Councils of Amravati and Akola.
- (c) Zone-III shall comprise all other areas in the Vidarbha region not falling in Zone-I or Zone-II.
- (d) The minimum rates of wages shall consist of an all inclusive rate allowing for the basic rate, the cost of living allowance the cash value of concessions, if any.
- (e) The minimum rates of daily wages payable to any employees employed on daily wages shall be computed by dividing minimum rate of monthly wages fixed for the class of employees to which he belongs by 26, the quotient being stepped to the nearest paisa.

LABOUR GAZETTE—SEPTEMBER 1973

(Government notification, Industries and Labour Department, No. MWA. 5871/Vidarbha-III-A, dated 23rd May 1973, published in *M. G. G.*, Part I-L dated 26th July 1973 at Pages 6669 to 6672).

Minimum Wages Act, 1948

II

The Government of Maharashtra has appointed the Presiding Officers of the Labour Courts to be the Authorities to hear and decide for the areas specified against their names all disputes arising out of payment of less than the minimum rates of wages under sub-section (1) of Section 12, or in respect of the Payment of remunerations for days of rest or for work on such days under clause (d) or clause (c) of sub-section (1) of Section 13 or of wages at overtime rate under section 14 to employees employed or paid in that area as follows:

Presiding Officer of Labour Court.

Areas

| | |
|----------------------------------------------------------|------------------------------------------------------------------------------|
| Shri N. K. Nandapurkar, Judge, Labour Court, Nagpur | Nagpur district, Wardha district, Bhandara district and Chhindwara district. |
| Shri Sadashiv Narayan Pathak, Judge, Labour Court, Akola | Akola district, Buldhana district, Yeotmal district and Amravati district. |

Govt. Notifications, Industries and Labour Department, No. MWA. 1573/174376/Lab-III-A, dated 25th May 1973 published in *M. G. G.* Part I-L dated 26th July 1973 at Page 6695.

Minimum Wages Act, 1948

III

The Government of Maharashtra has amended the Government Notification, Industries and Labour Department No. MWA. 1569/133422/Lab. II dated 3rd April 1970, as amended from time to time and substituted, after the words "Payment of less than the minimum rates of Wages", the words "or in respect of Wages not paid within the time prescribed".

Government Notification, Industries and Labour Department, No. MWA. 1573/1773/Lab-III-A, dated 15th June 1973, published in *Maharashtra Government Gazette*, Part I-L dated 26th July 1973 at page 6705).

Minimum Wages Act, 1948

IV

The Government of Maharashtra, after considering all representations, has revised from 1st July 1973, the minimum rates of wages payable to the part-time employees of the notified series working in permanent (residential) theatres in any part of State.

1. Part-time employees who are employed for four hours daily, provided that the wages are not split into two periods.
2. Part-time employees in certain categories who are employed for four hours daily, provided that the wages are not split into two periods.

Explanation: For the purpose of this notification, the wages of 5264/126686/Lab-III-A, dated 26th July 1973 at Page 6695.

Explanation: For the purpose of this notification, the wages of 5264/126686/Lab-III-A, dated 26th July 1973 at Page 6695.

Explanation: For the purpose of this notification, the wages of 5264/126686/Lab-III-A, dated 26th July 1973 at Page 6695.

(Government Notification, Industries and Labour Department, No. MWA. 1573/1773/Lab-III-A, dated 15th June 1973, published in *Maharashtra Government Gazette*, Part I-L dated 26th July 1973 at page 6705).

Minimum Wages Act, 1948

The Government of Maharashtra has revised the minimum rates of wages payable to the part-time employees of the notified series working in permanent (residential) theatres in any part of State.

- (i) Constables
 - (ii) Stone masons
 - (iii) Main
 - (iv) Constables
- as specified in the Government Notification No. MWA. 1573/1773/Lab-III-A, dated 15th June 1973, published in *Maharashtra Government Gazette*, Part I-L dated 26th July 1973 at page 6705).

Ca

Unskilled

- (1) Bairi Spr...

SCHEDULE

| Class of employees 1 | Rates 2 |
|----------------------------------------------------------------------------------------------------------------------------------------------------------------------------------------------------------------|---------------------------------------------------------------------------------------------------------------------------------------------------------------------------------------------------------|
| 1. Part-time employees of notified categories who are required to work for more than four hours but not exceeding five hours, daily, provided their hours of work are not split into more two periods of work. | 75 per cent. of the rate fixed by the said notification for the notified categories to which the part-time employees belong in respect of the classes of theatres and Zones in which they are employed. |
| 2. Part-time employees of the notified categories who are required to work for four hours or less, daily provided their hours of work are not split into more than two periods of work. | 60 per cent. of the rate fixed by the said notification for the notified categories to which the part-time employees belong in respect of the classes of theatres and Zones in which they are employed. |

Explanation.— For the purpose of this notification "Zone" means a Zone formed for the purpose of Government Notification, Industries and Labour Department, No. MWA. 5264/126686/Lab-III, dated the 31st December 1966 ;

Explanation.— "Period of work" means the time during which an employee is at the disposal of the employer ;

Explanation.— An employee in a touring theatre or a mobile cinema, who moves from place to place where shows are exhibited shall not be deemed to be a part-time employee.

(Government notification, Industries and Labour Department No. MWA. 5269/140335/Lab-III-A, dated 21st June 1973 published in *Maharashtra Government Gazette*, Part I-L dated 26th July 1973 at pages 6710 to 11).

Minimum Wages Act, 1948

V

The Government of India, after consulting the Advisory Board, has revised the Minimum rates of wages as specified in Column 2 of the schedule of the below categories of employees employed in Employment in —

- (i) Construction or maintenance of roads or in building operations.
 - (ii) Stone breaking and Stone crushing
 - (iii) Maintenance of buildings and
 - (iv) Construction and maintenance of runway.
- as specified in the corresponding entries in Column 1 of the schedule and directed that this notification shall come into force from the date at its publication in *official gazette*.

SCHEDULE

| Category of work | All inclusive minimum rates of wages per day | | | | |
|------------------|----------------------------------------------|----------|----------|--------|--------|
| | Area A | Area B-1 | Area B-2 | Area C | Area D |
| | Rs. P. | Rs. P. | Rs. P. | Rs. P. | Rs. P. |

Unskilled

(1) Bairi Spreader (2) Beldar (Adult Male/Man

| Category of work | All inclusive minimum rates per day | | | |
|--------------------------------------------------------------------------------------------------------------------------------------------------------------------------------------------------------------------------------------------------------------------------------------------------------------------------------------------------------------------------------------------------------------------------------------------------------------------------------------------------------------------------------------------------------------------------------------------------------------------------------------------------------------------------------------------------------------------------------------------------------------------------------------------------------------------------------------------------------------------------------------------------------------------------------------------------------------------------------------------------------------------------------------------------------------------------------------------------------------------------------------------------------------------------------------------------------------------------------------------------------------------------------------------------------------------------------|-------------------------------------|----------|----------|--------|
| | Area A. | Area B-1 | Area B-2 | Area C |
| | Rs. P. | Rs. P. | Rs. P. | Rs. P. |
| (7) Bucket Man, (8) Carrier (Stone), (9) Carrier (Water), (10) Cart Man, (11) Caretaker (Bridge), (12) Cleaner (Crane Track) : Cinder for Ash Pit, (13) Chowkidar, (14) Concrete (Hand Mixer), (15) Daffadar, (16) Driver (Bullock : Camel : Donkey : Mule), (17) Flag Man, (18) Flagman (Balast Train), (19) Gate Man, (20) Gangman, (21) Gang Man (Permanent Way), (22) Handle Man, (23) Jumper Man, (24) Kamin (female work), (25) Khalasi, (26) Khalasi (Man Male Woman/Female : Boys/Girls : I/II : Bridge : Electrical : Marine : Moplah : Shore : Store : Steam Road Roller : Survey), (27) Labourer (Garden), (28) Lamp Man, (29) Mali, (30) Mazdoor, (31) Mazdoor (Adult Male, Man Adult Female/Woman), (32) Mazdoor (Adolescent/Boys above 12 years age : Girls : Child : Lorry : Trained), (33) Petrolman, (34) Peon, (35) Searcher, (36) Signal Man (37) Strikers, (38) striker (Moplah Gang), (39) Sweeper, (40) Tatti Boy, (41), Tile Turner, (42) Trolley Man, (43) Valve Controller, (44) Valveman, (45) Watchman, (46) Waterman, (47) White Washer, (48) Wooder Man, (49) Wooder Man, (50) Borrymen, (51) Coal man, (52) Condenses Attendants, (53) Grass Cutter, (54) Muckhers Jamadars, (55) Slingers, (56) Shunter, (57), Any other categories by whatever name called which are of an unskilled nature .. | 5.15 | 4.68 | 4.25 | 3.00 |

Semi-skilled/Unskilled Supervisory

(1) Belchawala, (2) Bhisti, (33) Bhisti (with Mushak, (4) Boatman (Head), (5) Breaker, (6) Breaker (Rock : Rock Stone Metal : Stone), (7) Cane Weaver, (8) Chain Man (Head), (9) Charpoy Stringer, (10) Checker, (11) Chowkidar (Head), (12) Cracker, (13) Daftri, (14) Dollyman, (15) Driller, (16) Driller (Hole : Rock), (17) Driver (Skin), (18) Excavator, (19) Fireman, (20) Fireman, (21) Fireman (Brick Kiln : Steam Road Roller), (22) Gate Keeper, (23) Gharami (Thatcher), (24) Glass Man, (25) Freaser, (26) Greaser-cum-Fireman, (27) Grinder, (28) Hammerman, (29) Helper (Artisan (30) Helper (Sawyer), (31) Jamadar, (32) Keyman (33) Khalasi (Head Survey : Rivetters-Moplah Gang : Supervisor), (34) Labourer (Rock-Cutting), (35) Lascar, (36) Mali (Head), (37)

LABOUR GAZETTE—SEPTEMBER 1973

ates of wages

| Area C. | Area D. |
|------------|------------|
| Rs. P. | Rs. P. |

Category of work

All inclusive minimum rates of
per day

| Area A. | Area B-1 | Area B-2 | Area C |
|------------|-------------|-------------|-----------|
|------------|-------------|-------------|-----------|

Rs. P. Rs. P. Rs. P. Rs. P.

Mate, (38) Mate (Blacksmith : Road : Carpen-
ter : Engine Driver and/or Feeder : Fitter :
Gang : Khalasi : Mazdoor : Mason : Perma-
nent Way : Pump Driver, Turner), (39) Maz-
door (Heavy-weight : Charge-man : Mistry :
Head), (40) Muccadam, (41) Night Guard,
(42) Oil Man, (43) Quarry Man, (44) Quarry
Operator, (45) Runner (Post Dak), (46) Store
Man, (47) Stocker, (48) Stocker (Boilerman)
(49) Thatcher, (50) Thoomba Man (Spade
Worker), (51) Tindals, (52) Trollyman (Head
Motor), (53) Fitter (Asth. : Semi-skilled),
(54) Jamadar (Semi-skilled), (55) Mate (Store),
(56) Pump Attendant, (57) Bearer (58) Brakes-
man, (59) Crowbar Man, (60) Cook, (61)
Dandee, (62) Farash, (63) Hacksaw Man, (64)
Helper (Locco-crane/Truck), (65) Kasab, (66)
Khalasi (Structural), (67) Laboratory Boy,
(68) Manjee (Boatman), (69) Masalchi, (70)
P. M. Mates, (71) Pintsman, (72) Seacummy,
(73) Topaz, (74) Topkar (Big Stone Breaker),
(75) Trolly Jamadar, (76) Winchman, (77) Any
other Categories by wherever name called which
are of a Semi-skilled nature ..

6·84 6·22 5·65 5·14

Skilled

(1) Assistant Mistry, (2) Armature Winder,
Grade II and III, (3) Bhandari, (4) Blacksmith,
(5) Blacksmith (Selection Grade : Grade II : III
Class II and III : Head), (6) Boilerman, (7)
Boilerman (Grade II and III), (8) Boiler Fore-
man Grade II, (9) Bhandari, (10) Brick Layer,
(11) Bricklayer (Selection Grade : Class II),
(12) Blasterer, (13) Carpenter, (14) Carpenter
(Selection Grade : Grade II and III : Class I
and III : Assistant : E : I. M. Road), (15)
Cabinet Maker, (16) Caneman, (17) Celotec
Cutter Maker, (18) Chargeman Class II : and
Class III, (19) Carpenter (Ordinary), (20)
Checker (Junior), (21) Chick Maker, (22) Chick
Man, (23) Concrete Mixture Mixer, (24) Concrete
Mixer Operator, (25) Cobbler, (26) Core-maker,
(27) Driver, (28) Driver (Motor : Vehicle :
Motor Vehicle Selection Grade : Motor Lorry :
Motor Lorry Grade II : Lorry : Lorry Grade
II : Diesel Engine : Diesel Engine Grade II :
Mixer Mechanical : Road Roller I. C. and
Cement Mixer, Road Roller, (29) Road

3·85 3·50

| Category of work | All inclusive minimum rates per day | | | |
|-----------------------------------------------------------------------------------------------------------------------------------------------------------------------------------------------------------------------------------------------------------------------------------------------------------------------------------------------------------------------------------------------------------------------------------------------------------------------------------------------------------------------------------------------------------------------------------------------------------------------------------------------------------------------------------------------------------------------------------------------------------------------------------------------------------------------------------------------------------------------------------------------------------------------------------------------------------------------------------------------------------------------------------------------------------------------------------------------------------------------------------------------------------------------------------------------------------------------------------------------------------------------------------------------------------------------------------------------------------------------------------------------------------------------------------------------------------------------------------------------------------------------------------------------------------------------------------------------------------------------------------------------------------------------------------------------------------------------------------------------------------------------------------------------------------------------------------------------------------------------------------------------------------------------------------------------------------------------------------------------------------------------------------------------------------------------------------------------------------------------------------------------------|-------------------------------------|--------|--------|------|
| | Area | Area | Area | Area |
| | A. | B-1. | B-2 | C. |
| Skilled—contd. | Rs. P. | Rs. P. | Rs. P. | Rs. |
| Roller Driver Grade II, (30) Driver (Engine Static : Stone Crusher : Tractor/Bull Dozer : Steam Road Roller : Water Pump Mechanical : Assistant Road Roller : Mechanical : Steam Crane : Tractor with Bull Dozer : Mechanical Transport : Engine Static and Road Roller : Boiler Attendant : (Engine), (31) Operator (Stone Crusher Mechanical) (32) Distemperer, (33) Electrician, (34) Electrician (Grade II : Class III), (35) Fitter, (36) Fitter (Selection Grade : Grade II, III : Class II, III : Assistant : Pipe : Pipe Class II : Pipe Line : Bending Bars for Reinforcement-cum-Mechanic : Mechanic : and Plumber), (37) Gherami (Head), (38) Glazier, (39) Hole Driller for Blasting, (40) Joiner, (41) Joiner (Cable : Grade II), (42) Line Man (Grade II : III : HT/LT,) (43) Mason (44) Mason (Selection Grade : Grade II and III : Class II and III : Class B. Mistry : Stone : Stone-Class II : Brick work : Stone Work : Bricklayer : Tile Flooring B : B.T.M. Muccadam : Head : Stone Cuttings Ordinary), (45) Machinist, (46) Mechanic, (47) Mechanic (Class II : Air-conditioning : Air-conditioning Grade II : Diesel Grade II : and Road Roller Grade II : Assistant : (Radio), (48) Mason (Gharami), (49) Mistry, (50) Mistry (Grade II : Air-conditioning Grade II P. Way : Survey : Santras : Works), (51) Mason Class A., (52) Moulder, (53) Moulder (Brick : Tile), (54) Painter, (55) Painter (Selection Grade : Grade II and III : Class II : Assistant Lotter and Polisher : Polisher : Rough), (56) Plasterer, (57) Plasterer (Mason Grade II), (58) Plumber, (59) Plumber (Selection Grade : Class II : Assistant Senior Junior : Mistry Grade II), (60) Plumbinb Mistry, (61) Plumber-cum Fitter, (62) Polisher, (63) Polisher (Flour) (64) Pump Driver, (65) Pump Driver (Selection Grade - Grade II and III : Class II), (66) Pump (Engine Driver), (67) P. E. Driver, (68) Pump Man, (69) Pump Man (Assistant), (70) Pumper, (71) Polisher (with spray) Grade II, (72) Ratan Man, (73) River Cutter, (Assistant), (74) Rivetter, (75) Rivetter (Cutter), (76) Road Inspector Grade II (77) Railway Plate Layer | | | | |

| Category of work | All inclusive minimum rates of Wages per day | | | | |
|--------------------------------------------------------------------------------------------------------------------------------------------------------------------------------------------------------------------------------------------------------------------------------------------------------------------------------------------------------------------------------------------------------------------------------------------------------------------------------------------------------------------------------------------------------------------------------------------------------------------------------------------------------------------------------------------------------------------------------------------------------------------------------------------------------------------------------------------------------------------------------------------------------------------------------------------------------------------------------------------------------------------------------------------------------------------------------------------------------------------------------------------------------------------------------------------------------------------------------------------------------------------------------------------------------------------------------------------------------------------------------------------------------------------------------------------------------------------------------------------------------------------------------------------------------------------------------------------------------------------------------------------------------------------------------------------------------------------------------------------------------------------------------------------------------------------------------------------------------------------------------------------------------------------------------------------------------------------------------------------------------------------------------------------------------------------------------------------------------------------------------------------------------|-------------------------------------------------|--------|--------|--------|--------|
| | Area | Area | Area | Area | Area |
| | A | B-1 | B-2 | C. | D. |
| | Rs. p. | Rs. p. | Rs. p. | Rs. p. | Rs. p. |
| (Selection Grade Class II), (81) Serang, (82) Serang-Pile Driving Pantooms with Boiler, (83) Shapsman, (84) Shift-in-charge, (85) Sprayman, (86) Sprayman (Roads), (87) Stone Cutter, (88) Stone Cutter (Selection Grade : Grade II : Class II), (89) Stone Chisler, (90) Stone Chisler (Class II), (91) Stone Blasterer, (92) Sub-Overseer (unqualified), (93) Surveyors, (94) Surveyors (Assistant), (95) Tailor, (96) Tailor (uphoosty), (97) Tar Sprayer, (98) Tar-Men, (99) Line Man, (100) Tiler (Class II : Wall : Floor : Roof), (101) Tiler (Selection Grade), (102) Tin Smith, (103) Tin Smith, (Selection Grade : Grade II, and III : Class II), (104) Tinker, (105) Trailers, (106) Turner, (107) Upholsterer, (108) Upholsterer—(Grade II and III), (109) Painter Spray Class II, (110) Wood Cutter, (111) Wood Cutter Selection Grade, (112) Wood Cutter Class II, (113) Work Sircar, (114) Welder, (115) Welder Gas, (116) Welder (Class II : Bridge Work), (117) Well Sinker, (118) White Washer, (119) White Washer (Selection Grade : Class II), (120) Wireman, (121) Wireman (Grade II and III Class I : Mechanic : Electrical), (122) White Washing and Colour Washing Man, (123) Operator Pneumatic Tools, (124) Operator (Fitter), (125) Boreman, (126) Borer, (127) Chipper, (128) Chipper-cum-Grinder, (129) Cook (head) : (130) Driller : (Well-Boring) (131) Driver (Loco/Truck), (132) Electrician (Assistant), (133) Mechanic (Tube-well) (134) Mistry (Steel : Tube-well : Telephone), (135) Meter Reader, (136) Meteorological Observer, (137) Navghani, (138) Operator (Batching Plant : Cinema Project : Clamp Shell : Compressor : Crane : Dorric, Diesel Engine ; Doser : Dragline : Drill : Damper : Excavator : Fork Lift, Generator : Erador : Hack-Hammer and Pavement Broader ; Loader : Dump : Pile Driving : Scrapper : Screaming Plant : Shovel : Tractor : Vibrator : Weight Batcher), (139) Railway Guards, (140) Repairer (Battery), (141) Sharper/Slotter, (142) Sprayer (Asphalt), (143) Station Master, (144) Surveyor (Slit), (145) Tradesman, (146) Train Examiner, (147) T... (148) T... (149) T... | | | | | |

| Category of work | All inclusive minimum rates of V per day | | | |
|------------------------------------------------------------------------|---------------------------------------------|-------------|-------------|-----------|
| | Area A | Area B-1 | Area B-2 | Area C |
| | Rs. P. | Rs. P. | Rs. P. | Rs. P. |
| categories by whatever name called which are of a skilled nature .. | 10.25 | 9.32 | 8.47 | 7.70 |

Highly Skilled :

(1) Armature Winder Grade I, (2) Black-smit grade I and Class I, (3) Boilerman Grade I, (4) Boilerman Foreman Grade I (5) Brick Layer Class I, (6) Cable Jouner Grade I, (7) Carpenter Grade I and Class I, (8) Celotex Cutter and Decorator, (9) Chargeman Class I, (10) Checker (Senior), (11) Driver (Lorry Grade I : Motor Lorry : Grade I : Motor Vehicle Class I and Diesel Engine Grade I : Road Roller Grade I : Pump Grade I Pump Class I), (12) Electrician Grade I and Class I, (13) Fitter (Grade I : Class I : Pipe Class I : Head), (14) Foreman (Assistant), (15) Line man Grade I, (16) Mason (Skilled Grade I : Class I), (17) Mast Rigger Mechanic Class I and Class II, (18) Mechanic (Head) or Electrician, (19) Mechanic (Diesel Grade I : Road Roller Grade I : Air-conditioning Grade I : Class I : Air-conditioning), (20) Mistry Grade I, (21) Mistry (Air-conditioning) Grade I, (22) Overseer, (23) Overseer (Senior and Junior), (24) Painter (Grade I : Class I, : Spray), (25) Plasterer (Mason) Class I, (26) Plumber (Head) : Class I : Mistry (Grade I), (27) Polisher (with spray) Grade I, (28) Road Inspector Grade I, (29) Sawyer Class I, (30) Stone Cutter Class I, (31) Stone Cutter Grade I, (32) Stone Chiler Class I, (33) Stone Mason Class I, (34) Sub-Overseer (Qualified), (35) Tiler Class I, (36) Tinsmith Grade I and Class I, (37) Upholsterer Grade I, (38) Varnisher Class I, (39) Welder-Cum-Fitter and Air-Conditioning Mechanic, (40) Welder (Gas) Class, (41) White Washer Class I, (42) Wireman Grade I : Class I, (43) Wood Cutter Class I, (44) Grinder (Tool) G. I. , (45) Operator (Batching) Plant Grade I : Clamp Shell Grade I : Compressor Gr. I : Crane Gr. I Diesel Engine Gr. I : Dozer Gr. I : Dragline Gr. I : Drill Gr. I : Dumper Gr. I : Excavator Gr. I : Fork Lift Gr. I : Generator Gr. I, : Grader Gr. I : Leader Gr. I : Pile Driving Gr. I. l. Pump Gr. I : Scrapper Gr. I : Screening Plant Gr. I :

LABOUR GAZETTE—SEPTEMBER 1973

ates of Wages

Area C
Rs. P.
70

Area D
Rs. P.
7.00

| Category of work | All inclusive minimum rates of W per day | | | |
|----------------------------------------------------------------------------------------------------------------------------------------------------------------------------------------------------------------------------------------------------------------------------------------------------------------------------------------------------------------------------------------------------------------------------------------------------------------------------------------------------------------------------------------------------------|------------------------------------------|-----------|-----------|---------|
| | Area A. | Area B-1. | Area B-2. | Area C. |
| | Rs. P. | Rs. P. | Rs. P. | Rs. P. |
| Shovel Gr. I : Shovel and Dragline : Tractor Gr. I : Vibrator Gr. I : Rigger Gr. I : Rigger Gr. II, (46) Sharper/Slotter Gr. I, (47) Tradesman Class I, (48) Turner/Miller Gr. I, (49) Tyre Vulcaniser Gr. I, (50) Work (Assistant) Gr. I, (51) Any other categories by whatever name called which are of a highly skilled nature. | .. | .. | .. | .. |
| Clerical | | | | |
| (1) M. C. Clerk, (2) Manshi (Marticulate : Non-Matriculate), (C) Store Clerks (Matriculate : Non-Matriculate), (4) Store Issuer, (5) Store Keeper, (6) Store Keeper (Grade I : II : Matriculate II : Non-matriculate), (7) Tally Clerk, (8) Time Keeper, (9) Time-Keeper (Matriculate : non-matriculate), (10) Tool keeper, (11) Work Munshi, (12) Work Munshi (Subordinate), (13) Accounts Clerks, (14) Clerks, (15) Computer, (16) Telephone Operator, (17) Typists, (18) Any other categories by whatever name called which are of a clerical nature. | .. | .. | .. | .. |
| Matriculate | 10.25 | 9.32 | 8.47 | 7.70 |
| Non-Matriculate | 6.84 | 6.22 | 5.65 | 5.14 |

Explanation.— For the purpose of this notification.

1. Areas A, B1, B2 and C shall comprise of all the places as specified in the I to this notification including all places within a distance of 8 K.M. from the of the Corporation or Municipalities or Cantonment Boards, Notified Area C of a particular place : and Area ' D ' shall comprise of all the places not included A, B1, B2 and C ?

2. Where in any area the wages fixed under this notification are lower than t fixed by the State Government for the corresponding scheduled employment f it is the appropriate Government, the higher rate would be payable as minim under this notification.

3. (a) *Unskilled work* is one which involves simple operations requiring lit skill or experience on the job.

(b) *Semi-skilled work* is one which involves some degree of skill or compete irred through experience on the job and which is capable of being performed u supervision or guidance of a skilled employee, and includes unskilled superviso.

(c) *Skilled work* is one which involves skill or competence acquired throug ence on the job or through training as an apprentice or in a technical or v institute and the performance of which calls for initiative and judgement.

4. The minimum rates of wages are applicable to employees engaged by contrac

5. The minimum rates of wages shall consist of an all inclusive rates, and inc the wages for weekly day or rest.

Annexure-I

| Name of State/Union Territory 1 | Class of cities/towns | | | |
|------------------------------------|-----------------------|-----------|--------------------------|---------------------------------------------------------------------------------------------------------------------------------------------------------------------------------------------------------------------------------------------------------------------------------------------------------------------------------------------------------|
| | A 2 | B-1 3 | B-2 4 | C 5 |
| Andhra Pradesh | Hyderabad | .. | .. | Adoni, Anakapalle, Anantpur, Band (Masulipatam), Bheemavaram, Chirala, Chittoor, Guddapah, Eluru, Gudivada, Guntakal, Guntur, Kakinada, Khammam, Kothgudem, Kurnool, Mahabubnagar, Nandyal, Nellore, Nizambad, Onagole, Proddatur, Rajahmundry, Tenali, Tirupati, Vijaypuri, Vijayawada (Bezwada), Visakhapatnam (Vizagapatam), Vizianagaram, Warangal. |
| Bihar | .. | .. | Patna | Arrah, Bettiah, Bhagalpur, Bihl, Bokarao Steel City, Chapra, Dabhanga, Dhanbad, Dinapur, Gaya, Hazaribagh, Jamshedpur, Katihah, Monghyar-Jamalpur, Muzaffarpur, Purnea, Banchi. |
| Chandigarh | .. | .. | .. | Chandigarh. |
| Delhi | Delhi | .. | .. | |
| Gujarat | .. | Ahmedabad | Surat, Yadodara (Baroda) | Anand, Bhavnagar, Bhuj, Bro, Cambey, Dhoraji, Godhra, Gondal, Jamnagar, Junagadh, Kalol, Mahasana, Morvi, Nadiad, Navsari, Pat, Porbandar, Rajkot, Surendranagar, Veraval. |
| Haryana | .. | .. | .. | Ambala, Bhiwani, Faridabad, Gurgaon, Hissar, Karnal, Panipat, Rohtak, Sonapat, Yamunagar. |
| Jammu and Kashmir | .. | .. | Srinagar | Jammu. |
| Kerala | .. | .. | Cochin, Trivandrum. | Alleppey, Badagara, Calicut, (Kottayam) Cannanore, Kayamkulam, Kottayma, Palghat, Telliche, Trichur, Quilon. |
| Madhya Pradesh | .. | .. | Indore, Jabalpur. | Bhilainagar Industrial Township, Bhopal, Bilaspur, Burhanpur, Chhindwara, Damoh, Dewas, Durg, Gwalior (Lashkar), Khandwa, Mandla, Mhow (Catt.), Murwara, Raigarh. |

| Name of State/Union Territory | Class of cities/towns | | | |
|-------------------------------|-----------------------|------------|--------------------------|---------------------------------------------------------------------------------------------------------------------------------------------------------------------------------------------------------------------------------------------------------------------------------------------------------------------------------------------------------|
| | A | B-1 | B-2 | C |
| | 1 | 2 | 3 | 4 |
| | | | | vati, Aurangabad, Barsi, Bhivandi, Bhusawal, Chanda, Chandrapur, Dhulia, Dombivli, Gondik Ichalkaranji, Jalgaon, Jalana, Kalyan, Kamptee, Khamgaon, Kolhapur, Latur, Malegaon, Nanded, Nandurbar, Nasik, Nasik Road, Deolali, Pandharpur, Parbhani, Pimpri-Chinchwadi, Sangli-Miraj, Satara, Ulhasnagar, Yeotmal, Wardha. |
| Mysore | .. | Bangalore | .. | Bagalkot, Belgaum, Bellary, Bhadravati, Bidar, Bijapur, Chitradurga, Davangeri, Gadg-Betgari, Gulbarga, Hussan, Hospet, Hubli, Dharwar, Kolar Gold Fields, Mandya, Mangalore, Mysore, Raichur, Shimoga, Tumkur. |
| Orissa | .. | .. | .. | Behrampur, Bhubaneswar, Cuttack, Puri, Rourkela, Sambalpur. |
| Pondicherry | .. | .. | .. | Pondicherry. |
| Punjab | .. | .. | Amritsar. | Abohar, Batala, Bhatinda, Ferozepur, Hoshiarpur, Jullunder, Ludhiana, Monga Pathankot, Patiala, Phagwara. |
| Rajasthan | .. | .. | Jaipur .. | Ajmer, Alwar, Beawar, Bharatpur, Bhilwara, Bikaner, Churu, Ganganagar, Jodhpur, Kota, Sikar, Tonk, Udaipur. |
| Andra Pradesh | Hyderabad | .. | .. | Adoni, Anakapalle, Anantpur, Bandar (Masulipatam), Bheemavaram, Chirala, Chittor, Cuddapah, Eluru, Gudivada, Guntakkal, Guntur, Kakinada, Khamma Kothgudem, Kurnool, Mahbubnagar, Nandyal, Nellore, Nizamabad, Ongole, Proddatur, Rajahmundry, Tenali, Tirupati, Vijayapuri, Vijayawada (Bezwada). Visakhapatnam (Vizagapatam), Vizianagaram, Warangal. |
| Bihar | .. | .. | Patna .. | Ara, Bettiah, Bhagalpur, Bihar, Bokaro steel City, Chapra, Darbhanga, Dhana- bad, Dinapur, Gaya, Hazaribagh, Jamshedpur, Katihar, Monghyar, Jamalpur, Mazaffarpur, Purnea, Ranchi. |
| Chandigarh | .. | .. | .. | Chandigarh. |
| Delhi | Delhi .. | .. | .. | .. |
| Gujarat | .. | Ahmedabad. | Surat, Vadodara (Baroda) | Anand, Bhavnagar, Bhuj, Broach, Cambey, Dhoraji, Godhra, Gondal, Jamnagar, Junagadh, Kalol, Mahesana, Morvi, Nadiad, Navsari, Patan, |

| Name of State/Union Territory | A | B-1 | B-2 | C |
|-------------------------------|----------|-----------------|------------------------------------|----------------------------------------------------------------------------------------------------------------------------------------------------------------------------------------------------------------------------------------------------------------------------------------------------------------------------------------------------------------------------------------------------------------------------------------------------------------------------------------------------------------------------------------------------------------------------------------------------------------------------------------------------------------------------------------------------------------------------------------------------------------------------------------|
| 1 | 2 | 3 | 4 | 5 |
| Haryana | .. | .. | .. | Ambala, Bhiwani, Faridabad, Gurugram, Hissar, Karnal, Panipat, Rohtak, Sonapat, Yamunanagar. |
| Jammu and Kashmir | .. | .. | Srinagar | Jammu. |
| Kerala | .. | .. | Cochin Trivandrum. | Alleppey, Badagara, Calicut, (Hozh), Cannanore, Kayam-Kulam, Kottayam, Paalghat, Tellicherry, Trichur, Quilon. |
| Tamil Nadu | Madras | .. | Coimbatore Madurai | Ambur, Aruppukkottai, Bodinayakanur, Guddalore, Dindigul, Erode, Gudalur, Gudiyatham, Kaddayanallure, Kancheepuram, Karhikudi, Karur, Kumbakonam, Mayuram, Nagapattinam, Nagercoil, Palayamcottai, Poliachi, Pudukkottai, Rajapalayam, Salem, Srirangapatnam, Srivilliputtur, Tambaram, Thanjavur (Tanjore), Tiruchirappalli (Trichopoly), Tirunellyoli, Tiruppur, Tiruvannamalai, Tuticorin, Valparai, Vaniyamangalam, Veliole, Villipurma, Virudhunagar. |
| Uttar Pradesh | .. | Kanpoor Lucknow | Agra, Allahabad Varanasi (Banaras) | Alogarh (Koli Aligarh), Amroha, Baharaioh, Banda, Bareilly, Bulandshhar, Chandausi, Dehra Dun, Etawah, Faizabad-cum-Ayodhya, Farrukhabad-cum-Fatehgarh, Fatehpur, Firozabad, Ghaziabad, Gonda, Gorakhpur, Haidwani-cum-Kathgodam, Hapur, Hardwar, Hathras, Jampur, Mirzapur, Moradabad, Muzaffarnagar, Pilibhit, Rampur, Roorkee, Saharanpur, Sambhal, Shahajahanpur, Sitapur. |
| Weast Bengal | Calcutta | .. | .. | Asansol, Baidyabati, Bally, Bankura, Bansbaria, Barrackpore, Basirhat, Berhampur, Bhadrachal, Budge Budge, Burdwan, Champdaha, Chanderagore, Cooh behar, Durgam Cherai, English Bazar, Halishahar, Hooghly, Chinsura, Jalpaiguri, Kamarhati, Kanchrapara, Karapur, Krishnanagar, Midnapore, Murshidabad, Narail, Naihati, Naldighi, Nandigram, Nayagram, New Barrage, New Mal, Nimtola, Nuakhali, Palash, Palashi, Paraganj, Patharghata, Patuli, Panskira, Paschim Medinipur, Puri, Raebareilly, Raniganj, Rasulpur, Rourkela, Rudra, Sainthalia, Salarpur, Sandania, Sanjaynagar, Saran, Serampore, Shrirampur, Sirganj, Solapur, Subarnapur, Sunderbans, Tamluk, Tarapur, Teesta, Titabar, Udaipur, Ujjain, Unnao, Varanasi, Washera, West Medinipur, Wazirpur, Yashpur, Zameenpur. |

VI

Minimum Wages Act, 1948

Government of Maharashtra has corrected the mistake in Government Notification, Industries and Labour Department No. MWA. 2566/107639. Lab. III, dated the 8th June 1971, as follows, namely:—

Government Notification Industries and Labour Department, No. MWA. 2566/107639/1, dated the 18th June 1971, published at pages 371 to 375 of the *Maharashtra Government Gazette*, Extraordinary, Part I-L, dated the 18th June 1971. in the schedule,

| | | | | |
|------------------|----|------|------|------|
| 7. Number marker | .. | 4.60 | 3.70 | 3.25 |
|------------------|----|------|------|------|

| | | | | |
|------------------|----|--------------------------------|--------------------------------|--------------------------------|
| 7. Number marker | .. | Rs. 4.60 per hundred bales. | Rs. 3.70 per hundred bales. | Rs. 3.25 per hundred bales. |
|------------------|----|--------------------------------|--------------------------------|--------------------------------|

Government Notification, Industries and Labour Department, No. MWA.-2571/178906/1-A, dated 23rd July 1973 published in *Maharashtra Government Gazette*, Part I-L, dated 2nd August 1973 at page 6798.)

—••EJL—

Labour Legislations

INDUSTRIAL DISPUTES (MAHARASHTRA AMENDMENT) ACT, 1973¹

The following Bill which was introduced in the Maharashtra Legislative Council on the 2nd August 1973 is published under rule 111 of the Maharashtra Legislative Council Rules :-

L. C. BILL No. XVII OF 1973

A BILL

further to amend the Industrial Disputes Act, 1947 in its application to the State of Maharashtra

WHEREAS it is expedient further to amend the Industrial Disputes Act, 1947, XIV of 1947, in its application to the State of Maharashtra, for the purpose hereinafter appearing It is hereby enacted in the Twenty-fourth Year of the Republic of India as follows :-

1. *Short title.*— This Act may be called the Industrial Disputes (Maharashtra Amendment) Act, 1973.

2. *Amendment of section 7 of Act XIV 1947.*— In section 7 of the Industrial Disputes Act, 1947, (XIV of 1947) in its application to the State of Maharashtra, in sub-section (3), after clause (d), the following clause shall be inserted, namely :—

“(d-1) he has practised as an advocate, attorney or pleader in the High Court or any court subordinate thereto, for not less than seven years; or”.

STATEMENT OF OBJECTS AND REASONS

Section 7 of the Industrial Disputes Act, 1947, provides for the manner in which the Labour Court is to be constituted. Sub-section (3) thereof provides for qualification for appointment of Presiding Officers of a Labour Court. At present in pursuance of the provisions of clause (d) of sub-section (3) of section 7 Civil Judges (Senior Division) or Civil Judges (Junior Division) are appointed as Presiding Officers of Labour Courts. But due to the acute paucity of Civil Judges, Government is finding it very difficult to secure proper persons for these posts with the result that Government is compelled to appoint superannuated Civil Judges (Senior Division) or Civil Judges (Junior Division) who are on the verge of retirement. It is, therefore, proposed to recruit persons from open market amongst advocates, attorneys or pleaders who have a practice of not less than seven years in the High Court or any court subordinate thereto. For this purpose it is proposed to amend sub-section (3) of section 7 of the Act.

The Bill is intended to achieve this object.

MAHARASHTRA MATHADI, HAMAL AND OTHER MANUAL WORKERS (REGULATION OF EMPLOYMENT AND WELFARE) ACT, 1969. THE CLOTH MARKETS OR SHOPS UNPROTECTED WORKERS (REGULATION OF EMPLOYMENT AND WELFARE) (AMENDMENT) SCHEME 1973.

Industries and Labour Department No. UWA. 1471(CL)/173641/Lab.-IV, dated 29th May 1973.²—Whereas, a scheme called the Cloth Markets or Shops Unprotected Workers (Regulation of Employment and Welfare) Scheme, 1971 (hereinafter referred to as “the said Scheme”), published in Government Notification, Industries and Labour Department, No. UWA. 1471 (CL)/102307/Lab.-IV, dated the 11th March 1971, applies to the employment, in cloth markets or shops, in connection with loading, unloading, stacking, carrying, weighing,

LABOUR GAZETTE—SEPTEMBER 1973

And whereas, the Government of Maharashtra considers it necessary to amend the provisions of the said Scheme in pursuance of the proposals made by the Cloth Markets and Shops Unprotected Workers (Regulation of Employment and Welfare) Board in its meeting held on the 8th November 1971 and approved by the Advisory Committee ;

Now, therefore, in exercise of the powers conferred by sub-section (1) of section 4 of the said Act, and of all other powers enabling it in that behalf, the Government of Maharashtra, after consultation with the Advisory Committee, hereby makes the following scheme, the same having been previously published as required by the said section 4 and considering suggestions received, namely :—

1. (1) This scheme may be called the Cloth Markets or Shops Unprotected Workers (Regulation of Employment and Welfare) (Amendment) Scheme, 1973.
(2) It shall come into force on the 16th day of July 1973.

2. In clause 4 of the Cloth Markets or Shops Unprotected Workers (Regulation of Employment and Welfare) Scheme, 1971 (hereinafter referred to as the said Scheme),—

(f) for sub-clause (d), the following shall be substituted, namely :—

“(d) “ registered employer” means the employer whose name is for the time entered in the register of employers; ” ;

(ii) for sub-clause (h), the following shall be substituted, namely :—

“(h) “ registered worker” means a worker whose name is for the time being entered in the register of pool workers or in the register of monthly workers;

(iii) after sub-clause (n), the following shall be added, namely :—

“(o) the words and expressions used but not defined in the scheme shall have the meaning respectively assigned to them in the Act.”.

3. In clause 6 of the said Scheme,—

(a) in sub-clause (1),—

(i) after item (ii), the following shall be added, namely :—

“ Provided that, if on the date of enforcement of the Scheme a *toli* of work has been working for any employer then that *toli* shall be allotted to that employer and he shall continue to work for him unless with the sanction of the Board any change is introduced (i) at the request of such employer or (ii) at the request of all workers of such *toli*; ”

(ii) after item (vi) the following items shall be inserted, namely :—

“(vi-a) regrouping of *tolis*, any addition of workers therein or change in its composition to be made in consultation with Mukadam and workers in the *toli*. The consent of the workers and employers who employ them to be taken into consideration for regrouping *tolis* ;

“(vi-b) any change in the Mukadam of a *toli* to be made in consultation with the workers therein and the employers who employ them; ”

(b) in sub-clause (4), after the words “scheduled bank”, the words “ or any co-operative bank” shall be inserted ;

(c) in sub-clause (11),—

(i) in item (i), the words “ under the various categories” shall be deleted;

(ii) in item (ii), the words “ in any category” shall be deleted;

(iii) after item (ii), the following shall be inserted, namely :—

“ Provided that, if more than 50 employers suggest in writing that there is a need for a review of workers, the Board shall undertake the review immediately; ”

“(iv) in item (iii), the words “ in any category” shall be deleted;

LABOUR GAZETTE—SEPTEMBER 1973

after item (iii), the following proviso shall be added, namely :—

“ Provided that, temporary addition of workers to any *toli* of workers shall be done in consultation with the Mukadam and the workers therein, and if such temporary workers for six months continuously in the *toli* they shall be absorbed in the *toli* on permanent basis as registered workers; ”

in clause 8 of the said Scheme,—

sub-clause (e), the words “ and promotion ” shall be deleted.

in clause 9 of the said Scheme,—

in sub-clause (c), the words “ when they are not otherwise employed in accordance with this scheme ” shall be deleted;

in sub-clause (e), items (ii) and (iv) shall be deleted;

sub-clause (k) shall be deleted;

Clauses 12 and 13 of the said Scheme, shall be deleted.

in clause 14 of the said Scheme,—

the words “ engaged in selling, purchasing or trading or acting as agents in the Cloth Markets or Shops in the areas to which the Scheme applies ” shall be deleted;

after the words “ shall get ” the word “ himself ”, shall be inserted;

for the words “ this business ” the words “ his business ” shall be substituted.

For clause 16 of the said Scheme, the following shall be substituted, namely :—

Vacancies in monthly workers.—(1) A vacancy in monthly workers shall be filled by an employer with the approval of the Secretary; pool workers from the *toli* working for the employer shall be given first preference for employment in such vacancies. If none of the pool workers is willing to work as monthly worker in the vacancy, the employer may fill the vacancy by a worker of his choice, and the said worker shall be registered under the Scheme.

A worker from a *toli* who is appointed as a monthly worker may return to his *toli* with the consent of the Mukadam and the workers in the *toli*. In case of such transfer, the benefits that might have accrued to the worker in respect of services with the employer, shall be transferred to the Board to the extent they are in the custody of the employer or to the extent the employer is responsible.

If the services of a monthly worker are terminated by any employer for any reason, the worker may appeal to the Board and the decision of the Board shall be binding on the worker and the employer.”

In clause 19 of the said Scheme,—

sub-clause (i), the following shall be substituted, namely :—

“(i) Every registered worker shall be supplied with an identity card.”.

Clause 23 of the said Scheme shall be deleted;

For clause 24 of the said Scheme, the following shall be substituted, namely :—

24. Employment of monthly workers.—(1) The monthly workers who on the date of enforcement of the Scheme have been working on monthly rated payment system shall continue to work in the same capacity, under the same employer.

13. In clause 29

(i) for sub-clause

“(3) No registered worker shall be employed unless he is allotted a *toli*”

(ii) for sub-clause

“(4) A registered worker of the Board, shall be employed on the Board.”

(iii) after sub-clause

“(6) All the wages of goods entrusted to workers shall be paid to workers' wages”

14. In clause 30

(i) for sub-clause

“(2) A registered worker shall be employed to him by the Secretary”

(ii) sub-clause

15. In clause 31

(i) in sub-clause

“(2) When the worker is required to be employed in any area to which the Scheme applies, then the Mukadam shall, at the time being, add the worker to the *toli*”

(ii) for sub-clause

“(2) When the worker is required to be employed in any area to which the Scheme applies, then the Mukadam shall, at the time being, add the worker to the *toli*”

16. In clause 34

17. In clause 35

namely :—

“(i) Personnel shall be employed or otherwise, that shall be decided by the Board”

(ii) On receipt of the provisions of the Scheme, the employer shall

(iii) A registered worker shall appeal to the Board

18. In clause 38

(a) sub-clause

(b) in sub-clause

19. Clauses 39

13. In clause 29 of the said Schedule,—

(i) for sub-clause (3), the following shall be substituted, namely :—

“(3) No registered worker shall engage himself for employment under any employer, unless he is allotted to that employer by the Secretary.”;

(ii) for sub-clause (4), the following shall be substituted, namely :—

“(4) A registered worker in a pool who is available for work shall carry out the direction of the Board, and shall accept any employment that may be allotted to him by the Board.”

(iii) after sub-clause (5), the following new clause shall be added, namely :—

“(6) All the workers in a group shall be jointly responsible for any damage to loss or of goods entrusted to them during the course of their work. The cost of the goods damaged or lost shall be determined and recovered by the Board by deduction from workers' wages in suitable instalments if necessary and paid to the employer.”.

14. In clause 30 of the said Scheme,—

(i) for sub-clause (2), the following shall be substituted, namely :—

“(2) A registered employer shall not employ a worker other than a worker allotted to him by the Secretary in accordance with the provisions of this Scheme.

(ii) sub-clause (3), shall be deleted.

15. In clause 31 of the said Scheme,

(i) in sub-clause (1), the brackets and the words “(other than a registered employer in any area to which this Scheme applies)” shall be deleted ;

(ii) for sub-clause (2), the following shall be substituted, namely :—

“(2) When there is sudden pressure of work or the work of an employer is emergently required to be done and the workers in the *toli* allotted to him are not able to cope with it, then the Mukadam, on his own, or at the direction of the employer, may engage for the time being, additional registered workers belonging to another group for doing the works

(iii) sub-clause (3) shall be deleted.

16. In clause 34 of the said Scheme, the words “ by cheque ” shall be deleted.

17. In clause 35 of the said Scheme for sub-clause (1), the following shall be substituted namely :—

“(i) Personnel Officer may, on receipt of the information, whether on a written complaint or otherwise, that an employer has failed to carry out the provisions of this Scheme, investigate into the matter and submit his report in writing to the Chairman ;

(ii) On receipt of the report and after causing such further investigation to be made as he may deem fit, the Chairman on being satisfied that the employer had failed to carry the provisions of the Scheme, may give the employer a warning in writing or may direct that the employer should be prosecuted under the provisions of this Scheme ;

(iii) A registered employer who is aggrieved by the warning given by the Chairman may appeal to the Board.”.

18. In clause 38 of the said Scheme,—

(a) sub-clause (3) shall be deleted;

(b) in sub-clause (5), the brackets and figure “(3)” shall be deleted.

21. In clause 42 of the said Scheme,—

(i) in the heading, after the word "scheme" the words " and provision for amenities benefits to registered workers " shall be added;

(ii) in sub-clause (1)—

(a) after the words " cost of operating this scheme" the words " and for providing different benefits, facilities and amenities to registered workers " shall be inserted.

(b) for the words " specify by written order" the words " specify by public notice by written order", shall be substituted;

(iii) sub-clause (2) shall be deleted;

(iv) in sub-clause (3), for the words " fifty per cent", the words " thirty per cent." be substituted.

22. The Schedule appended to the said Scheme shall be deleted.

Employees' Family Pension (Second Amendment) Scheme, 1973*

The Office of the Central Provident Fund Commissioner, New Delhi, has communicated with a letter dated July 6, 1973, notification No. S-70012(3)/71-P.F.-II of March 3 from the Department of Labour & Employment of the Ministry of Labour, Rehabilitation of the Government of India conveying the Employees' Family Pension (Second Amendment) Scheme, 1973. This is deemed to have come into force on the 1st of March 1971.

The following proviso shall be added to paragraph 6 in the Employees' Family Pension Scheme, 1971 :

" Provided that where there has been a break in the membership of the Family Pension Fund on account of closure of an establishment, strike, lock out, leave without retrenchment, termination, discharge or for any other such reason and the period of such break between two spells of reckonable service either under the same establishment or under different establishments covered under the Act does not exceed one year, a member, if he has not withdrawn the benefit to which he is entitled under this Scheme, 1952, or the Provident Fund Scheme of an exempted establishment as the case may be, shall continue to be a member of the Family Pension Fund :

Provided further that such breaks during which the contributions to the Family Pension Fund are payable shall be excluded from the total reckonable service in the manner specified in sub-paragraph (2) of paragraph 34A".

In sub-paragraph (2) of paragraph 23, for the words " the members of the Family Pension Fund or persons belonging to his family ", the words " a member of the Family Pension Fund or persons belonging to his family or persons entitled to receive his provident fund accumulations " shall be substituted.

In paragraph 28, after sub-paragraph (2) the following sub-paragraph shall be inserted, namely:—

" (3) Where a member who continues to retain his membership of the Family Pension Fund by virtue of the proviso to paragraph 6 dies during the period of reckonable service, the Family Pension payable shall be calculated by treating the notional age of the member arrived at in the manner specified in sub-paragraph (2) of paragraph 34A as the age of entry".

In paragraph 31, after the words and figures " in the order indicated in paragraph 31, the following shall be inserted, namely:— " and where the member dies during the period of reckonable service, the Family Pension payable shall be calculated by treating the notional age of the member arrived at in the manner specified in sub-paragraph (2) of paragraph 34A as the age of entry".

In paragraph 31, for the existing proviso, the following shall be substituted, namely:—

“Provided that life assurance benefit as stated above shall be payable in respect of such entrants who had entered this Scheme at the age of 25 or below :

Provided further that where a member who continues to retain his membership of the Family Pension Fund by virtue of the proviso to paragraph 6 dies during the period of reckonable service, the life assurance benefit payable shall be calculated by treating the notional age of entry arrived at in the manner specified in sub-paragraph (2) of paragraph 34A as the age of entry”.

In paragraph 31A, after the words and figures “to receive Family Pension under paragraph 29”, the following shall be inserted, namely:—

“and where the member has not left a family, the amount shall be payable to the person or persons entitled to receive his provident fund accumulations, in the proportion in which the said accumulations may be payable under the provisions of the Employees’ Provident Funds Scheme, 1952 or the provident fund rules applicable to the exempted establishment, as the case may be.”

In sub-paragraph (2) of paragraph 32, after the words and figures “to receive Family Pension under paragraph 29”, the following shall be inserted, namely:—

“and where the member has not left a family, the retirement benefit shall be payable to the person or persons entitled to receive his provident fund accumulations, in the proportion in which the said accumulations, may be payable under the provisions of the Employees’ Provident Funds Scheme, 1952 or the provident fund rules applicable to the exempted establishments, as the case may be.”

After sub-paragraph (2) of paragraph 32, the following sub-paragraph shall be inserted, namely:—

“(3) Where a member continues to retain his membership of the Family Pension by virtue of the proviso to paragraph 6 attains the age of 60 years during the period of reckonable service, the retirement benefit payable shall be calculated by treating the notional age of entry arrived at in the manner specified in sub-paragraph (2) of paragraph 34A as the age of entry”.

Paragraph 33 shall be renumbered as sub-paragraph (1) thereof and after the paragraph so renumbered, the following sub-paragraphs shall be inserted, namely:—

“(2) Where a member of the Family Pension Fund to whom any amount has become payable under sub-paragraph (1) dies before the amount has been actually paid to him, the amount payable under sub-paragraph (1) shall be payable to a member of his family who would have been entitled to receive Family Pension under paragraph 27 and where the member has not left a family the amount shall be payable to the person or persons entitled to receive his provident fund accumulations, in the proportion in which the said accumulations may be payable under the provisions of the Employees’ Provident Funds Scheme, 1952 or the provident fund rules applicable to the exempted establishments, as the case may be.

(3) Where a member who continues to retain his membership of the Family Pension Fund by virtue of the proviso to paragraph 6 dies or applies for withdrawal benefit during the period of any break in the membership of the Family Pension Fund the withdrawal benefit payable shall be calculated in the manner specified in sub-paragraph (1) by treating the notional age of entry arrived at in the manner specified in sub-paragraph (2) of paragraph 3bA as the age of entry.”

Paragraph 34 shall be renumbered as sub-paragraph (1) thereof and after the paragraph so renumbered, the following sub-paragraph shall be inserted, namely:—

“(2) For the purpose of applying the factor given in Table II to the cases governed by

Paragraph 34A, shall be renumbered as paragraph 34C, and before the paragraph so renumbered, the following paragraphs shall be inserted, namely :—

" 34A. Payment of Family Pension and other benefits in certain cases :

(1) Where a member of the Family Pension Fund whose membership has been retained under proviso to paragraph 6, dies after the cessation of reckonable service, family pension and life assurance benefit shall not be payable in respect of such member; but only the withdrawal benefit shall be payable to his family who would have been entitled to receive family pension under paragraph 29 and where the member has not left a family, the benefit shall be payable to the person or persons entitled to receive his provident fund accumulations, in the proportion in which the said accumulations may be payable under the provisions of the Employees' Provident Funds Scheme, 1952, or the provident fund rules applicable to the exempted establishments, as the case may be.

(2) For the purpose of calculating the withdrawal benefit payable under sub-paragraph (1), and the other benefits payable under sub-paragraph (3) of paragraph 28, the second proviso to paragraph 31, sub-paragraph (3) of paragraph 32, and sub-paragraph (3) of paragraph 33, the notional age of entry shall be arrived at by deducting the aggregate reckonable service from the age at cessation of membership and the benefit shall be determined by assuming this notional age as the age at entry.

34B. " Simultaneous payment of benefits : The retirement benefit payable under paragraph 32 and 33 respectively shall be paid simultaneously with the payment of the provident fund accumulations of the member under the Employees' Provident Funds Scheme, 1952, or the provident fund rules applicable to an exempted establishment as the case may be."

In Table I of the Schedule, the following entries shall be inserted in the beginning, namely :—

| | |
|------------|--------|
| " 18 | 0.20 |
| 19 | 0.22." |

—113—

Consu

BOMBAY:
235—A rise

In July (Series) for to 100 was index relat living sur

The ind. rise in the masurdal, and jelebi

The ind. at 240.

The ind. due to a

Six mo Bureau, S remained

The in 4 points t long clot

The in due to a washing

CONSI

I.A.
I.B.
II.
III.
IV.
V.

Consumer Price Index Number for Working Class for July 1973

BOMBAY*

5—A rise of 5 points

In July 1973, the Consumer Price Index Number for Working Class (New Series) for the Bombay Centre with base January to December 1960 equal 100 was 235 being 5 points higher than that in the preceding month. The index relates to the standard of life ascertained during the year 1958-59 family living survey at the Bombay Centre.

The index number for the food group increased by 7 points to 269 due to a rise in the average prices of rice, bajra, bread, arhardal, gramdal, moongdal, masurdal, uriddal, coconut oil, groundnut oil, milk pure curd, ghee, bhajia and jelebi.

The index number for the pan, supari, tobacco etc. group remained constant at 240.

The index number for the fuel and light group increased by 1 point to 209 due to a rise in the average prices of fire-wood and charcoal.

Six monthly house rent survey was conducted by the Director, Labour Bureau, Simla, during July 1973. Accordingly the index number for housing remained stationary at 118.

The index number for clothing bedding and footwear group increased by 4 points to 215 due to a rise in the average prices of sarrees, dhoties, shirtings, rag cloth, trouser cloth, mulmul, markin, bush-shirt and vest.

The index number for miscellaneous group decreased by 1 point to 174 due to a fall in the average prices of school book, cinema show, durrie and washing soap.

CONSUMER PRICE INDEX NUMBERS (NEW SERIES) FOR WORKING CLASS FOR BOMBAY CITY

(Average price for the calendar year 1960=100)

| Group | | | | Weight proportional to the total expenditure | Group Index Number | |
|-----------------------------|--------------------------------|----|----|-------------------------------------------------------|-----------------------|--------------|
| | | | | | June 1973 | July 1973 |
| A. | Food | .. | .. | 57.1 | 262 | 269 |
| B. | Pan, Supari, Tobacco, etc. | .. | .. | 4.9 | 240 | 240 |
| C. | Fuel and Light | .. | .. | 5.0 | 208 | 209 |
| D. | Housing | .. | .. | 4.6 | 118 | 118 |
| E. | Clothing, Bedding and Footwear | .. | .. | 9.4 | 211 | 215 |
| F. | Miscellaneous | .. | .. | 19.0 | 175 | 175 |
| Total | | | | 100.0 | | |
| Consumer Price Index Number | | | | | 230 | 235 |

LABOUR GAZETTE—SEPTEMBER 1973

**CONSUMER PRICE INDEX NUMBER (NEW SERIES) FOR WORKING CLASS
FOR BOMBAY CENTRE— contd.**

| Articles 1 | Unit of quantity 2 | Weight proportional to total expenditure 3 | Price per unit of quantity | | | Index number | |
|-----------------------------------------|--------------------------|-----------------------------------------------------|-------------------------------------|-------------------|-------------------|-------------------|-------------------|
| | | | Year ended December 1960 4 | June 1973 5 | July 1973 6 | June 1973 7 | July 1973 8 |
| | | | Rs. P. | Rs. P. | Rs. P. | | |
| A. Food— | | | | | | | |
| (a) Cereals and Cereal Products— | | | | | | | |
| (1) Rice .. | kg. .. | 59.23 | 0.70 | 1.34 | 1.48 | 191 | 211 |
| (2) Wheat .. | " .. | 25.05 | 0.41 | 0.91 | 0.91 | 222 | 222 |
| (3) Jawar .. | " .. | 9.42 | 0.53 | . | . | | |
| (4) Bajra .. | " .. | 3.22 | 0.55 | 2.22 | 2.30 | 404 | 418 |
| (5) Bread .. | 125 g. .. | 0.92 | 0.12 | 0.37 | 0.39 | 308 | 325 |
| (6) Grinding charges .. | 3 kg. .. | 2.16 | 0.09 | 0.21 | 0.21 | 233 | 233 |
| Total .. | | 100.00 | | | | | |
| Sub-group Index I-A (a) .. | | | | | | 228 | 242 |
| (b) Pulses and pulse Products— | | | | | | | |
| (1) Arhar dal .. | kg. .. | 63.78 | 0.78 | 2.57 | 2.58 | 329 | 331 |
| (2) Gram dal .. | " .. | 12.99 | 0.60 | 2.24 | 2.44 | 373 | 407 |
| (3) Moong dal .. | " .. | 12.21 | 0.90 | 3.57 | 3.59 | 397 | 399 |
| (4) Masur dal .. | " .. | 7.87 | 0.78 | 2.27 | 2.41 | 291 | 309 |
| (5) Urid dal .. | " .. | 3.15 | 0.88 | 3.23 | 3.24 | 367 | 368 |
| Total .. | | 100.00 | | | | | |
| Sub-group Index I-A (b) .. | | | | | | 342 | 348 |
| (c) Oils and Fats— | | | | | | | |
| (1) Coconut oil .. | 500 ml. .. | 9.55 | 1.36 | 4.37 | 4.77 | 321 | 351 |
| (2) Groundnut Oil .. | " .. | 71.05 | 1.00 | 3.69 | 4.21 | 369 | 421 |
| (3) Vanaspati (loose) .. | 500 g. .. | 19.40 | 1.75 | 3.73(1) | 3.73 | 213(1) | 213(1) |
| Total .. | | 100.00 | | | | | |
| Sub-group Index I-A (c) .. | | | | | | 334 | 374 |
| (d) Meat, Fish and Eggs— | | | | | | | |
| (1) Goat's Meat .. | 500 g. .. | 52.54 | 1.48 | 4.35 | 4.26 | 294 | 288 |
| (2) Fish fresh— | | | | | | | |
| (i) Burchblows .. | Dozen .. | 38.41 | 0.44 | 1.59 | 1.59 | 321 | 321 |
| (ii) Pamfret .. | Each .. | | 1.23 | 3.46 | 3.46 | | |
| (3) Fish dry Bombil .. | Dozen .. | 3.97 | 0.25 | 0.70 | 0.74 | 280 | 296 |
| (4) Eggs .. | " .. | 5.08 | 1.93 | 4.69 | 4.99 | 243 | 259 |
| Total .. | | 100.00 | | | | | |
| Sub-group Index I-A (d) .. | | | | | | 301 | 300 |

Since no quotations of jowar were available its weight is imputed to Bajra which is an allied millet.
(1) Quotation from March 1973.

CONSUMER

Articles

1

(a) Milk and Milk Products—

- (1) Milk—
 - (i) Pure
 - (ii) Aaroy
- (2) Curd
- (3) Ghce

Sub-group Index I-A

(f) Condiments Spices—

- (1) Salt ..
- (2) Turmeric
- (3) Chillies (dry)
- (4) Chillies (green)
- (5) Onion
- (6) Garlic
- (7) Coconut

Other Spices—

- (8) Pepper
- (9) Jeera
- (10) Lavang

Sub-group Index I-B

(g) Vegetables Fruits—

- (1) Potatoes
- (2) Muli
- (3) Brinjals
- (4) Cauliflower
- (5) Cabbage
- (6) Bhendi
- (7) Tomatoes ripe
- (8) Tomatoes raw
- (9) Cucumber
- (10) Pumpkin red
- (11) Karela
- (12) Palak
- (13) Methi
- (14) Tondli
- (15) Alu-leaves
- (16) Banana
- (17) Orange
- (18) Lemon
- (19) Mango
- (20) Mango Amba

CONSUMER PRICE INDEX NUMBER (NEW SERIES) FOR WORKING CLASS
FOR BOMBAY CENTRE—contd.

| Articles 1 | Unit of quantity 2 | Weight proportional to total expenditure 3 | Price per unit of quantity | | | Index number | |
|------------------------------------|--------------------------|-----------------------------------------------------|-------------------------------------|-------------------|-------------------|-------------------|-------------------|
| | | | Year ended December 1960 4 | June 1973 5 | July 1973 6 | June 1973 7 | July 1973 8 |
| | | | Rs. P. | Rs. P. | Rs. P. | | |
| (e) Milk and Milk Products— | | | | | | | |
| (1) Milk— | | | | | | | |
| (i) Pure .. | L. .. | 86.87 | 1.15 | 3.15 | 3.23 | 219 | 223 |
| (ii) Aarey .. | " .. | .. | 1.03 | 1.70 | 1.70 | | |
| (2) Curd .. | kg. .. | 1.31 | 1.57 | 4.00 | 4.16 | 255 | 265 |
| (3) Ghee .. | " .. | 11.82 | 7.50 | 15.88 | 17.40 | 212 | 232 |
| Total .. | | 100.00 | | | | | |
| Sub-group Index I-A (e) .. | | | | | | 219 | 225 |
| (f) Condiments and Spices— | | | | | | | |
| (1) Salt .. | kg. .. | 5.40 | 0.13 | 0.26 | 0.27 | 200 | 208 |
| (2) Turmeric .. | 500 g. .. | 5.40 | 0.72 | 2.91 | 2.96 | 404 | 411 |
| (3) Chillies (dry) .. | " .. | 28.42 | 1.35 | 2.62 | 2.65 | 194 | 196 |
| (4) Chillies (green) .. | " .. | 6.83 | 0.41 | 1.87 | 1.37 | 456 | 334 |
| (5) Onion .. | " .. | 19.42 | 0.15 | 0.44 | 0.48 | 293 | 320 |
| (6) Garlic .. | " .. | 4.67 | 0.60 | 2.03 | 2.06 | 338 | 343 |
| (7) Coconut .. | Each (500 g.) | 12.95 | 0.33 | 1.03 | 1.03 | 312 | 312 |
| Other Spices— | | | | | | | |
| (8) Pepper .. | 500 g. .. | 16.91 | 3.69 | 4.82 | 4.94 | 291 | 294 |
| (9) Jeera .. | " .. | .. | 1.80 | 3.93 | 4.23 | | |
| (10) Lavang .. | 10 g. .. | .. | 0.31 | 1.62 | 1.59 | | |
| Total .. | | 100.00 | | | | | |
| Sub-group Index I-A (f) .. | | | | | | 281 | 280 |
| (g) Vegetables and Fruits— | | | | | | | |
| (1) Potatoes .. | ½ kg. .. | 19.74 | 0.25 | | 0.67 | | 268 |
| (2) Muli .. | Judi .. | 1.95 | 0.06 | | 0.25 | | 417 |
| (3) Brinjals .. | ½ kg. .. | 8.24 | 0.26 | | 0.73 | | 281 |
| (4) Cauliflower .. | " .. | 4.34 | 0.35 | | 1.26 | | 360 |
| (5) Cabbage .. | " .. | 6.07 | 0.26 | | 1.29 | | 496 |
| (6) Bhendi .. | " .. | 4.34 | 0.42 | | 0.97 | | 231 |
| (7) Tomatoes ripe .. | " .. | 9.76 | 0.38 | | 1.69 | | 442 |
| (8) Tomatoes raw .. | " .. | .. | 0.25 | | 1.10 | | |
| (9) Cucumber .. | " .. | 0.65 | 0.29 | | 0.89 | | 307 |
| (10) Pumpkin red .. | " .. | 2.17 | 0.20 | | 0.64 | | 320 |
| (1) Karela .. | " .. | 1.52 | 0.42 | | 1.07 | | 255 |
| (2) Palak .. | Judi. .. | 1.30 | 0.06 | | 0.18 | | 300 |
| (3) Methi .. | Judi. .. | 3.04 | 0.06 | | 0.29 | | 483 |
| (4) Tondli .. | ½ kg. .. | 7.38 | 0.26 | | 0.82 | | 315 |
| (5) Alu-leaves .. | Judi. .. | 4.77 | 0.06 | | 0.14 | | 233 |
| (6) Banana .. | Doz. .. | 14.10 | 0.48 | | 1.35 | | 281 |
| (7) Orange .. | " .. | 3.47 | 2.10 | | 4.25 | | 202 |
| (8) Lemon .. | " .. | 1.95 | 0.48 | | 1.30 | | 271 |
| (9) Mango Ratnagiri .. | " .. | 5.21 | 3.46 | | | | 165 |
| (10) Mango Amba .. | " .. | .. | 1.82 | | 3.00 | | |

CONSUMER PRICE INDEX NUMBER (NEW SERIES) FOR WORKING CLASS FOR BOMBAY CENTRE—contd.

| Articles | Unit of quantity | Weight proportional to total expenditure | Price per unit of quantity | | | Index number | |
|-----------------------------------|-------------------|------------------------------------------|----------------------------|-----------|-----------|--------------|-----------|
| | | | Year ended Dec. 1960 | June 1973 | July 1973 | June 1973 | July 1973 |
| 1 | 2 | 3 | 4 | 5 | 6 | 7 | 8 |
| (h) Other Food— | | | Rs. P. | Rs. P. | Rs. P. | | |
| (1) Sugar (Crystal) .. | 500 g. .. | 29.57 | 0.60 | 1.26 | 1.25 | 210 | 203 |
| (2) Tea Leaf .. | 50 g. .. | 12.52 | 0.39 | 0.61 | 0.61 | 156 | 156 |
| (3) Snacks (Bhajiya) .. | Plate of 8 pieces | 15.01 | 0.11 | 0.33 | 0.34 | 300 | 309 |
| (4) Snacks (Jalebi) .. | kg. .. | 7.11 | 1.90 | 6.79 | 6.86 | 357 | 361 |
| (5) Tea Readymade .. | Cup .. | 34.55 | 0.07 | 0.19 | 0.19 | 271 | 271 |
| (6) Cold Drink .. | Bottle of 340 ml. | 1.24 | 0.12 | 0.57 | 0.57 | 475 | 475 |
| Total .. | | 100.00 | | | | | |
| Sub-group Index I-A(h) .. | | | | | | 252 | 253 |
| I-A, Food Group— | | | | | | | |
| (a) Cereals and cereals Products. | | 35.29 | | | | 228 | 242 |
| (b) Pulses and Pulse Products. | | 4.79 | | | | 342 | 348 |
| (c) Oils and Fats .. | | 5.78 | | | | 334 | 374 |
| (d) Meat, Fish and Eggs | | 10.62 | | | | 301 | 300 |
| (e) Milks and Milk Products. | | 9.53 | | | | 219 | 225 |
| (f) Condiments and Spices. | | 6.76 | | | | 281 | 280 |
| (g) Vegetables and Fruits | | 8.24 | | | | 313 | 309 |
| (h) Other Food .. | | 18.99 | | | | 252 | 253 |
| Total .. | | 100.00 | | | | | |
| Food-group Index I-A. .. | | | | | | 262 | 269 |
| I-B. Pan, Supari, Tobacco, etc. | | | | | | | |
| (1) Pan (leaf) .. | 100 leaves .. | 18.55 | 0.52 | 2.23 | 2.23 | 429 | 429 |
| (2) Pan (finished) .. | Each .. | 9.89 | 0.04 | 0.11 | 0.11 | 275 | 275 |
| (3) Supari .. | 500 g. .. | 19.44 | 3.42 | 4.75 | 4.71 | 139 | 138 |
| (4) Katha .. | " .. | 3.53 | 4.76 | 12.81 | 12.83 | 269 | 270 |
| (5) Bidi .. | Kattn of 25 | 28.80 | 0.16 | 0.30 | 0.30 | 188 | 188 |
| (6) Cigarette .. | Pkt. of 10 .. | 6.54 | 0.14 | 0.44 | 0.45 | 314 | 321 |
| (7) Chewing Tobacco .. | kg. .. | 13.25 | 4.16 | 6.85 | 6.87 | 165 | 165 |
| Total .. | | 100.00 | | | | | |
| Sub-group Index I-B .. | | | | | | 240 | 240 |
| II. Fuel and Lighting— | | | | | | | |
| (1) Firewood .. | 40 kg. .. | 11.51 | 3.39 | 7.19 | 7.28 | 212 | 215 |
| (2) Kerosene Oil .. | litre .. | 42.64 | 0.28 | 0.61 | 0.61 | 218 | 218 |
| (3) Electricity charges | Unit .. | 9.81 | 0.22 | 0.34 | 0.34 | 155 | 155 |
| (4) Charcoal .. | 40 kg. .. | 28.32 | | | | | |

| Items | Unit of quantity | Weight proportional to total expenditure | Price per unit of quantity | | | Index Number | |
|-----------------------------|------------------|------------------------------------------|----------------------------|-----------|-----------|--------------|-----------|
| | | | Year ended December 1960 | June 1973 | July 1973 | June 1973 | July 1973 |
| | 2 | 3 | 4 | 5 | 6 | 7 | 8 |
| — | | | Rs. P. | Rs. P. | Rs. P. | | |
| rental House .. | | 100.00 | | | | 118 | 118 |
| Total .. | | 100.00 | | | | | |
| up Index .. | | | | | | 118 | 118 |
| ing, Bedding stewear :— | | | | | | | |
| leached .. | Pair .. | 10.72 | 9.97 | 25.63 | 25.93 | 239 | 243 |
| unbleached .. | Do. .. | .. | 8.89 | 19.61 | 20.06 | | |
| chalkaranji .. | Each .. | 28.14 | 11.74 | 21.25 | 21.81 | 179 | 183 |
| alegaon .. | Do. .. | .. | 10.72 | 18.90 | 19.40 | | |
| Sharrock .. | Meure .. | 24.87 | 1.68 | 3.71 | 3.70 | 220 | 223 |
| Mafatlal .. | Do. .. | .. | 1.65 | 3.63 | 3.74 | | |
| loth .. | Do. .. | 5.95 | 1.60 | 3.87 | 4.01 | 242 | 251 |
| Cloth .. | Do. .. | 2.76 | 1.80 | 4.50 | 4.58 | 250 | 254 |
| .. | Do. .. | 8.54 | 2.23 | 5.03 | 5.10 | 255 | 262 |
| .. | Do. .. | .. | 1.09 | 3.11 | 3.21 | | |
| .. | Each .. | 3.94 | 4.20 | 8.19 | 8.70 | 195 | 207 |
| .. | Do. .. | 3.77 | 5.45 | 14.52 | 13.82 | 266 | 254 |
| .. | Do. .. | 2.18 | 1.18 | 3.06 | 3.22 | 259 | 273 |
| Gents .. | Pair .. | 3.10 | 16.75 | 29.65 | 29.65 | 177 | 177 |
| l Ladies .. | Do. .. | 6.03 | 6.57 | 9.40 | 9.40 | 143 | 143 |
| Total .. | | 100.00 | | | | | |
| ber for Group .. | | | | | | 211 | 215 |
| laneous— | | | | | | | |
| cal Care— | | | | | | | |
| tor Fees .. | Per. Visit | 19.78 | 2.58 | 4.46 | 4.46 | 173 | 173 |
| licine .. | 4 Doses. | 32.46 | 0.76 | 1.00 | 1.00 | 132 | 132 |
| . I. Premium.. | .. | 47.76 | 0.69 | 0.70 | 0.70 | 101 | 101 |
| Total .. | | 100.00 | | | | | |
| Index-V (a) .. | | | | | | 125 | 125 |
| tion Recreation usement— | | | | | | | |
| ool Fee .. | Per Student | 22.54 | 6.75 | 6.78 | 6.78 | 100 | 100 |
| ool Book .. | Each .. | 7.64 | 2.47 | 2.78 | 2.50 | 113 | 101 |
| ionery— | | | | | | | |
| . Book .. | .. | 4.73 | 0.12 | 0.21 | 0.23 | 192 | 200 |
| encil .. | .. | .. | 0.12 | 0.25 | 0.25 | | |
| paper .. | Per Copy .. | 7.64 | 0.07 | 0.15 | 0.15 | 214 | 214 |
| ma .. | Adult .. | 57.45 | 0.48 | 1.39 | 1.39 | 290 | 290 |

CONSUMER PRICE INDEX NUMBER (NEW SERIES) FOR WORKING CLASS
FOR BOMBAY CENTRE— contd.

| Articles 1 | Unit of quantity 2 | Weight proportional to total expenditure 3 | Price per unit of quantity | | | Index Number | |
|------------------------------------------|--------------------------|-----------------------------------------------------|-------------------------------------|-------------------|-------------------|-------------------|-------------------|
| | | | Year ended December 1960 4 | June 1973 5 | July 1973 6 | June 1973 7 | July 1973 8 |
| | | | Rs. P. | Rs. P. | Rs. P. | | |
| (c) Transport and Communications— | | | | | | | |
| (1) Railway fare for 80 Km. | Per Passenger. | 51.13 | 1.61 | 2.45 | 2.45 | 152 | 152 |
| (2) Bus fare | Per Adult .. | 38.60 | 0.15 | 0.20 | 0.20 | 133 | 133 |
| (3) Postage | Per Card .. | 10.27 | 0.05 | 0.10 | 0.10 | 200 | 200 |
| Total .. | | 100.00 | | | | | |
| Sub-group Index V(c) .. | | | | | | 150 | 150 |
| (d) Personal Care and Effect— | | | | | | | |
| (1) Hair Oil | Bottle (114 ml.) .. | 26.92 | 1.36 | 2.83 | 2.83 | 203 | 203 |
| (2) Barber Charges | Per head .. | 44.23 | 0.94 | 1.76 | 1.77 | 187 | 188 |
| (3) Toilet Soap | Cake .. | 14.91 | 0.44 | 0.74 | 0.75 | 168 | 170 |
| (4) Tooth Powder | Small Bottle No. 3. | 7.21 | 0.50 | 0.79 | 0.79 | 158 | 158 |
| (5) Blade | Pkt. of 5 .. | 0.96 | 0.27 | 0.42 | 0.42 | 156 | 156 |
| (6) Umbrella | Each .. | 5.77 | 5.55 | 13.20 | 13.18 | 238 | 237 |
| Total .. | | 100.00 | | | | | |
| Sub-group Index V(d) .. | | | | | | 191 | 191 |
| (e) Others— | | | | | | | |
| (1) Durrie | Each .. | 2.66 | 4.93 | 11.97 | 11.72 | 243 | 238 |
| (2) Trunk | .. | 2.66 | 5.82 | 16.09 | 16.21 | 276 | 279 |
| (3) Utensils (Brass) | 500 g. .. | 7.99 | 2.84 | 10.98 | 11.00 | 387 | 387 |
| (4) Bucket (Balti) | Each .. | 2.16 | 2.96 | 7.17 | 7.19 | 242 | 243 |
| (5) Laundry charges | Per Piece .. | 25.29 | 0.15 | 0.32 | 0.32 | 213 | 213 |
| (6) Washing Soap | Bar .. | 35.28 | 1.28 | 2.02 | 2.01 | 158 | 157 |
| (7) Tailoring charges of Shirt. | Each .. | 23.96 | 1.19 | 2.64 | 2.64 | 205 | 205 |
| (8) Tailoring charges of Blouse. | .. | .. | 0.89 | 1.68 | 1.68 | 205 | 205 |
| Total .. | | 100.00 | | | | | |
| Sub-group Index V(e) .. | | | | | | 209 | 209 |
| V. Miscellaneous Group— | | | | | | | |
| (a) Medical Care | | 28.27 | .. | .. | .. | 125 | 125 |
| (b) Education, Recreation and Amusement. | | 11.94 | .. | .. | .. | 223 | 223 |
| (c) Transport and Communication. | | 14.81 | .. | .. | .. | 150 | 150 |
| (d) Personal Care and Effect. | | 18.89 | .. | .. | .. | 191 | 191 |
| (e) Others | | 26.09 | .. | .. | .. | .. | .. |

SHOLAPUR*

—A rise of 15 points

In July 1973, the Consumer Price Index Number for Working Class (New Series) for the Sholapur Centre with base January to December 1960 equal 100 was 281 being 15 points higher than that in the preceding month. The index relates to the Standard of life ascertained during the year 1958-59 family living Survey in Sholapur City.

The index number for the food group increased by 23 points to 335 due to a rise in the average prices of rice, jowar, arhardal, gramdal, masurdal, groundnut oil, vanaspati, goatmeat, beef, fish fresh (Rahu), milk, ghee, gur and Jalebi.

The index number for the pan supari, tobacco etc. group decreased by 14 points to 181 due to a fall in the average price of pan leaf.

The index number for fuel and light group increased by 2 points to 189 due to a rise in the average prices of dung-cake and Kerosene oil.

The six monthly house-rent survey was conducted by the Director, Labour Bureau, Simla during June 1973. Accordingly the index number for housing increased by 1 point to 151.

The index number for the clothing, bedding and footwear group increased by 5 points to 220 due to a rise in the average prices of long cloth, shirting, kurta and trouser cloth.

The index number for miscellaneous group increased by 2 points to 180 due to a rise in the average price of utensils copper.

CONSUMER PRICE INDEX NUMBER (NEW SERIES) FOR WORKING CLASS FOR SHOLAPUR CITY

(Average prices for the calendar year 1960 = 100)

| Groups | Weight proportional to total expenditure | Group Index Numbers | |
|--------------------------------------------|---------------------------------------------------|---------------------|--------------|
| | | June 1973 | July 1973 |
| I-A. Food | 63.0 | 312 | 335 |
| I-B. Pan, Supari, Tobacco, etc. | 3.4 | 195 | 181 |
| II. Fuel and Light | 7.1 | 187 | 189 |
| III. Housing | 5.2 | 152 | 151 |
| IV. Clothing, Bedding and Footwear | 9.0 | 215 | 220 |
| V. Miscellaneous | 12.3 | 178 | 180 |
| Total | 100.0 | | |
| | | 266 | 281 |

**CONSUMER PRICE INDEX NUMBER (NEW SERIES) FOR WORKING CLASS
FOR SHOLAPUR CENTRE— contd.**

| Articles 1 | Unit of Quantity 2 | Weight proportional to total expenditure 3 | Price per unit of quantity | | | Index Number | |
|------------------------------------|--------------------------|-----------------------------------------------------|-------------------------------------|-------------------|-------------------|-------------------|-------------------|
| | | | Year ended December 1960 4 | June 1973 5 | July 1973 6 | June 1973 7 | July 1973 8 |
| | | | Rs. P. | Rs. P. | Rs. P. | | |
| I-A. Food— | | | | | | | |
| (a) Cereals and Products— | | | | | | | |
| (1) Rice .. | kg. .. | 26.98 | 0.55 | 1.25 | 1.32 | 227 | 240 |
| (2) Wheat .. | | 13.53 | 0.41 | 0.91 | 0.91 | 222 | 222 |
| (3) Jowar .. | | 56.97 | 0.46 | 1.84 | 2.12 | 400 | 461 |
| (4) Grinding Charges .. | 3 kg. .. | 2.52 | 0.05 | 0.15 | 0.15 | 300 | 300 |
| Total .. | | 100.00 | | | | | |
| Sub-group Index I-A (a) .. | | | | | | 327 | 365 |
| (b) Pulses and Products— | | | | | | | |
| (1) Arhar dal .. | kg. .. | 76.17 | 0.75 | 2.72 | 2.75 | 363 | 367 |
| (2) Gram dal .. | | 18.22 | 0.56 | 2.20 | 2.35 | 393 | 420 |
| (3) Masur dal .. | | 5.61 | 0.73 | 2.12 | 2.25 | 290 | 308 |
| Total .. | | 100.00 | | | | | |
| Sub-group Index I-A (b) .. | | | | | | 364 | 373 |
| (c) Oils and Fats— | | | | | | | |
| (1) Groundnut oil .. | kg. .. | 98.91 | 1.94 | 7.88 | 9.17 | 406 | 473 |
| (2) Vanaspati (loose) .. | 500 g. .. | 1.09 | 1.86 | 5.71 | 5.85 | 307 | 315 |
| Total .. | | 100.00 | | | | | |
| Sub-group Index I-A (c) .. | | | | | | 405 | 471 |
| (d) Meat, Fish and Eggs— | | | | | | | |
| (1) Goat meat .. | kg. .. | 72.32 | 2.45 | 5.90 | 6.00 | 241 | 245 |
| (2) Beef .. | | 23.69 | 0.66 | 1.65 | 2.31 | 250 | 350 |
| (3) Fish (fresh) Rahu .. | | 1.50 | 1.46 | 3.50 | 4.00 | 240 | 274 |
| (4) Fish (dry) Zinga .. | | 2.49 | 2.14 | 4.00 | 4.00 | 187 | 187 |
| Total .. | | 100.00 | | | | | |
| Sub-group Index (d) .. | | | | | | 242 | 269 |
| (e) Milk and Milk Products— | | | | | | | |
| (1) Milk .. | l. .. | 89.79 | 0.67 | 2.45 | 2.50 | 366 | 373 |
| (2) Ghee .. | kg. .. | 10.21 | 6.19 | 16.00 | 17.25 | 258 | 279 |
| Total .. | | 100.00 | | | | | |
| Sub-group Index (e) .. | | | | | | 355 | 363 |

CONSUMER PRICE INDEX NUMBER (NEW SERIES) FOR WORKING CLASS
FOR SHOLAPUR CENTRE— contd.

| Articles | Unit of quantity | Weight proportional to total expenditure | Price per unit of quantity | | | Index Number | |
|-------------------------------|------------------|------------------------------------------|----------------------------|-----------|-----------|--------------|------------|
| | | | Year ended Dec. 1960 | June 1973 | July 1973 | June 1973 | July 1973 |
| 1 | 2 | 3 | 4 | 5 | 6 | 7 | 8 |
| | | | Rs. P. | Rs. P. | Rs. P. | | |
| Spices and | | | | | | | |
| .. | kg. | 4.71 | 0.09 | 0.20 | 0.20 | 222 | 222 |
| .. | .. | 3.40 | 1.11 | 5.80 | 5.84 | 523 | 526 |
| .. | 300 g. | 4.98 | 0.23 | 1.05 | 0.49 | 457 | 213 |
| .. | .. | 59.43 | 0.65 | 1.60 | 1.64 | 246 | 252 |
| .. | kg. | 7.59 | 1.20 | 4.90 | 4.62 | 408 | 385 |
| .. | .. | 10.73 | 0.23 | 0.80 | 0.97 | 348 | 422 |
| .. | 300 g. | 7.85 | 0.24 | 1.20 | 1.24 | 500 | 517 |
| .. | Each | 1.31 | 0.27 | 0.81 | 0.84 | 300 | 311 |
| Total .. | | 100.00 | | | | | |
| Index (f) .. | | | | | | 309 | 308 |
| Vegetables and fruits— | | | | | | | |
| .. | kg. | 15.00 | 0.46 | .. | 1.50 | .. | 326 |
| .. | 300 g. | 1.00 | 0.09 | .. | 0.30 | .. | 333 |
| .. | .. | 16.50 | 0.25 | .. | 0.51 | .. | 204 |
| .. | .. | 1.00 | 0.21 | .. | 0.45 | .. | 214 |
| .. | 200 g. | 7.50 | 0.12 | .. | 0.35 | .. | 292 |
| .. | 300 g. | 13.50 | 0.13 | .. | 0.40 | .. | 308 |
| .. | 200 g. | 31.50 | 0.09 | .. | 0.22 | .. | 244 |
| .. | Doz. | 13.50 | 0.51 | .. | 1.31 | .. | 257 |
| .. | .. | 0.50 | 0.28 | .. | 0.68 | .. | 243 |
| Total .. | | 100.00 | | | | | |
| Spice Sub-group .. | | | | | | 308 | 264 |
| Food— | | | | | | | |
| .. | kg. | 47.53 | 1.16 | 2.15 | 2.15 | 185 | 185 |
| .. | .. | 7.97 | 0.64 | 2.17 | 2.35 | 339 | 367 |
| .. | Pkt. of 50 g. | 21.56 | 0.39 | 0.58 | 0.58 | 149 | 149 |
| .. | Cup | 20.74 | 0.07 | 0.15 | 0.15 | 214 | 214 |
| .. | kg. | 1.10 | 1.60 | 7.00 | 7.00 | 438 | 438 |
| .. | .. | 1.10 | 2.17 | 6.20 | 7.00 | 286 | 323 |
| Total .. | | 100.00 | | | | | |

**CONSUMER PRICE INDEX NUMBER (NEW SERIES) FOR WORKING CLASS
FOR SHOLAPUR CENTRE— contd.**

| Articles 1 | Unit of quantity 2 | Weight propor- tional to total expen- diture 3 | Price per unit of quantity | | | Index Number | |
|-----------------------------------------|--------------------------|---------------------------------------------------------------|------------------------------|-------------------|-------------------|-------------------|-------------------|
| | | | Year ended Dec. 1960 4 | June 1973 5 | July 1973 6 | June 1973 7 | July 1973 8 |
| I-A. Food— | | | Rs. P. | Rs. P. | Rs. P. | | |
| (a) Cereals and Products. | | 48.79 | | | | 327 | 365 |
| (b) Pulses and Products. | | 7.28 | | | | 364 | 373 |
| (c) Oils and Fats .. | | 4.99 | | | | 405 | 471 |
| (d) Meat, Fish and Eggs. | | 6.79 | | | | 242 | 269 |
| (e) Milk and products .. | | 7.37 | | | | 355 | 363 |
| (f) Condiments and Spices. | | 8.25 | | | | 309 | 308 |
| (g) Vegetables and Fruits. | | 4.29 | | | | 308 | 264 |
| (h) Other Food .. | | 12.24 | | | | 200 | 202 |
| Total .. | | 100.00 | | | | | |
| Group Index I-A .. | | | | | | 312 | 335 |
| I-B. Pan, Supari, Tobacco, etc.— | | | | | | | |
| (1) Pan (leaf) .. | 100 leaves | 10.22 | 0.19 | 0.93 | 0.67 | 489 | 353 |
| (2) Pan finished .. | Each .. | 6.07 | 0.04 | 0.08 | 0.08 | 200 | 200 |
| (3) Supari .. | 300 g. .. | 19.49 | 1.77 | 1.50 | 1.50 | 85 | 85 |
| (4) Katha .. | 50 g. .. | 3.84 | 0.51 | 1.25 | 1.25 | 245 | 245 |
| (5) Bidi .. | Katta of 25 | 37.06 | 0.19 | 0.30 | 0.30 | 158 | 158 |
| (6) Cigarettes .. | Pkt. of 10 .. | 5.43 | 0.15 | 0.50 | 0.50 | 333 | 333 |
| (7) Chewing tobacco .. | 50 g. .. | 17.89 | 0.21 | 0.36 | 0.36 | 171 | 171 |
| Total .. | | 100.00 | | | | | |
| Group Index I-B .. | | | | | | 195 | 181 |
| II. Fuel and Light— | | | | | | | |
| (1) Firewood .. | 40 kg. .. | 62.01 | 3.57 | 6.00 | 6.00 | 168 | 168 |
| (2) Coal .. | " .. | 13.81 | 6.99 | 16.00 | 16.00 | 229 | 229 |
| (3) Dung cake .. | 100 cakes ... | 7.06 | 0.85 | 1.94 | 2.06 | 228 | 242 |
| (4) Match Box .. | Each (50 sticks) | 4.06 | 0.05 | 0.07 | 0.07 | 140 | 140 |
| (5) Kerosene Oil .. | 500 ml. .. | 13.06 | 0.15 | 0.34 | 0.35 | 227 | 233 |
| Total .. | | 100.00 | | | | | |
| Group Index II .. | | | | | | 187 | 189 |
| III. Housing— | | | | | | | |

LABOUR GAZETTE—SEPTEMBER 1973

**CONSUMER PRICE INDEX NUMBER (NEW SERIES) FOR WORKING CLASS
FOR SHOLAPUR CENTRE— contd.**

ING CLASS

Index Number

June 1973

July 1973

8

327

365

373

405

471

269

363

308

264

202

335

353

200

85

245

158

333

171

181

168

229

242

140

233

189

| Articles | Unit of quantity | Weight proportional to total expenditure | Price per unit of quantity | | | Index Number | |
|-------------------------------------------------|------------------|------------------------------------------|----------------------------|---------------|---------------|--------------|-----------|
| | | | Year ended Dec. 1960 | June 1973 | July 1973 | June 1973 | July 1973 |
| 1 | 2 | 3 | 4 | 5 | 6 | 7 | 8 |
| IV. Clothing, Bedding and Footwear— | | | Rs. P. | Rs. P. | Rs. P. | | |
| Dhoti— | | | | | | | |
| (i) Laxmi Mills .. Pair .. | | 8.53 | 10.69 | 27.71 | 26.59 | 251 | |
| (ii) Vishnu Mills | | .. | 10.47 | 25.41 | 25.41 | | |
| Saree .. Each .. | | 29.79 | 10.05 | 21.00 | 21.00 | 209 | |
| Shirt | | 2.92 | 3.41 | 5.24 | 5.24 | 154 | |
| Long cloth .. m. .. | | 7.48 | 1.39 | 3.04 | 3.24 | 219 | |
| Shirting— | | | | | | | |
| (i) Ahmedabad Mills | | 25.70 | 1.61 | 2.87 | 3.12 | 193 | |
| (ii) Century Mills | | .. | 1.49 | 3.09 | 3.11 | | |
| Markin | | 17.41 | 1.28 | 3.43 | 3.54 | 268 | |
| Trousers cloth | | 2.57 | 1.47 | 3.56 | 3.84 | 242 | |
| Chappal (Lady's) .. Pair .. | | 4.67 | 6.40 | 9.40 | 9.40 | 147 | |
| Shoes (Gent's) | | 0.93 | 15.98 | 28.55 | 28.55 | 179 | |
| Total .. | | 100.00 | | | | | |
| Group Index IV .. | | | | | | 215 | |
| V. Miscellaneous— | | | | | | | |
| (a) Medical Care— | | | | | | | |
| (1) Doctor's fee .. Per Visit .. | | 29.23 | 4.33 | 5.00 | 5.00 | 115 | |
| (2) Medicine .. Phial of 3 doses | | 70.77 | 0.71 | 0.92 | 0.92 | 130 | |
| Total .. | | 100.00 | | | | | |
| Sub-group Index V(a) .. | | | | | | 125 | |
| (b) Education, Recreation and Amusement— | | | | | | | |
| (1) School fee .. Per Student | | 33.15 | 6.00 | 5.90 | 5.90 | 98 | |
| (2) School Book .. Each .. | | 22.65 | 2.50 | 2.97 | 2.66 | 119 | |
| (3) Stationery— | | | | | | | |
| (i) Exercise Book | | 5.53 | 0.12 | 0.20 | 0.20 | 146 | |

**CONSUMER PRICE INDEX NUMBER (NEW SERIES) FOR WORKING
FOR SHOLAPUR CENTRE— contd.**

| Articles | Unit of quantity | Weight proportional to total expenditure | Price per unit of quantity | | | Index |
|--------------------------------------------|-------------------|------------------------------------------|----------------------------|-----------|-----------|-----------|
| | | | Year ended Dec. 1960 | June 1973 | July 1973 | June 1973 |
| 1 | 2 | 3 | 4 | 5 | 6 | 7 |
| | | | Rs. P. | Rs. P. | Rs. P. | |
| (c) Transport and Communication— | | | | | | |
| (1) Railway fare (from Sholapur to Poona). | Per Passenger | 67.41 | 5.22 | 7.45 | 7.45 | 143 |
| (2) Bus fare .. | Per Adult | 32.59 | 0.15 | 0.25 | 0.25 | 167 |
| Total .. | | 100.00 | | | | |
| Sub-group Index V(c) .. | | | | | | 151 |
| (d) Personal care and Effects— | | | | | | |
| (1) Hair Oil .. | Bottle of 250 g. | 39.28 | 2.00 | 5.62 | 5.62 | 281 |
| (2) Barber charges .. | Per adult | 49.11 | 0.62 | 1.30 | 1.30 | 210 |
| (3) Toilet Soap .. | Each .. | 8.93 | 0.44 | 0.75 | 0.75 | 170 |
| (4) Ornaments (glass) .. | Per dozen | 2.68 | 0.75 | 0.75 | 0.75 | 100 |
| Total .. | | 100.00 | | | | |
| Sub-group Index V(d) .. | | | | | | 231 |
| (e) Others— | | | | | | |
| (1) Utensils (Copper) | 500 g. .. | 6.07 | 3.25 | 20.00 | 25.00 | 615 |
| (2) Laundry Charges | Per Piece. | 9.64 | 0.11 | 0.22 | 0.22 | 200 |
| (3) Washing Soap .. | Bar of 12 Pieces. | 44.64 | 1.31 | 2.10 | 2.10 | 160 |
| (4) Tailoring Charges— | | | | | | |
| (i) Shirt .. | Each .. | 36.43 | 0.80 | 1.44 | 1.44 | 170 |
| (ii) Blouse .. | " .. | .. | 0.70 | 1.12 | 1.12 | |
| (5) Durrie .. | " .. | 3.22 | 3.80 | 9.52 | 9.52 | 251 |
| Total .. | | 100.00 | | | | |
| Sub-group Index V(e) .. | | | | | | 198 |
| V. Miscellaneous Group | | | | | | |
| (a) Medical care .. | | 25.86 | | | | 125 |
| (b) Education, Recreation and Amusement | | 15.92 | | | | 186 |
| (c) Transport and Communication. | | 12.49 | | | | 151 |
| (d) Personal care and Effects. | | 21.02 | | | | 231 |
| (e) Others .. | | 24.71 | | | | 198 |
| Total .. | | | | | | |

NAGPUR *

259—A rise of 39 points

In July 1973 the Consumer Price Index Number for Working Class (New Series) for Nagpur Centre with base January to December 1960 equal to 100 was 259 being 39 points higher than that in the preceding month. The index relates to the standard of life ascertained during the year 1958-59 Family Living Survey in Nagpur City.

The index number for the food group increased by 65 points to 311 due to a rise in the average prices of rice, arhardal, moongdal, gingelli oil, groundnut oil, vanaspati, linseed oil, fish (fresh), eggs, salt, turmeric, chillies (dry), onions, garlic, corriander, ginger, zeera, gur, bhajia, jalebi and a rise in the sub-group index number of vegetables and fruits.

The index number for the pan, supari, tobacco, etc. group decreased by 10 points to 204 due to a fall in the average prices of pan leaf and chewing tobacco.

The index number for the fuel and light group increased by 5 points to 191 due to a rise in the average prices of coke and kerosene oil.

The six monthly house-rent survey was conducted by the Director, Labour Bureau, Simla during the period ending June 1973. Accordingly the index number for housing increased by 5 points to 143.

The index number for the clothing, bedding and footwear group increased by 3 points to 240 due to a rise in the average prices of dhoti, shirting, long cloth, markin and bed sheet.

The index number for the miscellaneous group increased by 1 point to 16 due to a rise in the average prices of toilet soap and washing soap.

CONSUMER PRICE INDEX NUMBER (NEW SERIES) FOR WORKING CLASS FOR NAGPUR CITY

(Average prices for the calendar year 1960 = 100)

| Groups | Weights proportional to total expenditure | Group Index Numbers | |
|--------------------------------------------|-------------------------------------------|---------------------|-----------|
| | | June 1973 | July 1973 |
| I-A. Food | 57.2 | 246 | 311 |
| I-B. Pan, Supari, Tobacco, etc. | 3.8 | 214 | 204 |
| II. Fuel and Light | 5.7 | 186 | 191 |
| III. Housing | 6.6 | 138 | 143 |
| IV. Clothing, Bedding and Footwear | 10.9 | 237 | 240 |
| V. Miscellaneous | 15.8 | 166 | 167 |
| Total .. | 100.0 | | |

**CONSUMER PRICE INDEX NUMBER (NEW SERIES) FOR WORKING CLASS
FOR NAGPUR CENTRE—contd.**

| Articles 1 | Unit of Quantity 2 | Weight proportion- al to total expenditure 3 | Price per unit of quantity | | | Index Number | |
|---------------------------------------------|------------------------------|--------------------------------------------------------------|----------------------------|-----------------------|-----------------------|-----------------------|-----------------------|
| | | | Basic Price 4 | June 1973 5 | July 1973 6 | June 1973 7 | July 1973 8 |
| | | | Rs. P. | Rs. P. | Rs. P. | | |
| I-A. Food— | | | | | | | |
| (a) Cereals and Cereal Products— | | | | | | | |
| (1) Rice .. | kg. .. | 53.60 | 0.64 | 1.31 | 2.78 | 205 | 434 |
| (2) Wheat (0.S.) .. | " .. | 35.69 | 0.41 | 0.91 | 0.91 | 222 | 222 |
| (3) Jowar .. | " .. | 8.72 | 0.41 | 0.76(i) | 0.76(i) | 185 | 185 |
| (4) Grinding charges .. | 3 kg. .. | 1.99 | 0.08 | 0.16 | 0.16 | 200 | 200 |
| Total .. | | 100.00 | | | | | |
| Sub-group I-A (a) Index.. | | | | | | 209 | 332 |
| (b) Pulses and Pulse Products— | | | | | | | |
| (1) Arhar dal .. | kg. .. | 68.17 | 0.71 | 2.50 | 2.52 | 352 | 355 |
| (2) Gram dal .. | " .. | 28.12 | 0.52 | 2.02 | 2.00 | 388 | 385 |
| (3) Moong dal .. | " .. | 3.71 | 0.55 | 2.72 | 2.75 | 495 | 500 |
| Total .. | | 100.00 | | | | | |
| Sub-group I-A (b) Index.. | | | | | | 368 | 369 |
| (c) Oils and Fats— | | | | | | | |
| (1) Gingelli Oil .. | kg. .. | 4.84 | 2.75 | 8.00 | 9.20 | 291 | 335 |
| (2) Groundnut Oil .. | " .. | 7.91 | 1.92 | 8.08 | 9.20 | 421 | 479 |
| (3) Vanaspati (loose) .. | 500 g. .. | 9.67 | 1.79 | 4.25 | 4.50 | 237 | 251 |
| (4) Linseed Oil .. | kg. .. | 77.58 | 1.54 | 5.45 | 6.00 | 354 | 390 |
| Total .. | | 100.00 | | | | | |
| Sub-group I-A (c) Index .. | | | | | | 345 | 381 |
| (d) Meat, Fish and Eggs— | | | | | | | |
| (1) Goat-meat .. | kg. .. | 90.16 | 2.68 | 7.00 | 7.00 | 261 | 261 |
| (2) Fish (fresh)— (i) Rahu .. | " .. | 5.32 | 3.22 | 6.00 | 6.12 | 202 | 206 |
| (ii) Mangur .. | " .. | 4.52 | 3.22 | 7.00 | 7.12 | 187 | 221 |
| (3) Eggs .. | dozen .. | | 2.06 | 3.86 | 4.55 | | |
| Total .. | | 100.00 | | | | | |
| Sub-group I-A (d) Index .. | | | | | | | |
| (e) Milk and Milk Products— | | | | | | 255 | 256 |
| (1) Milk .. | L. .. | 71.96 | 0.80 | 1.74 | 1.71 | 218 | 214 |
| (2) Curd .. | kg. .. | 3.57 | 2.14 | 4.00 | 4.12 | | |
| (3) Ghee .. | " .. | 24.47 | | | | | |

CONSUMER PRICE INDEX NUMBER (NEW SERIES) FOR WORKING CLASS
FOR NAGPUR CENTRE— *contd.*

| Articles 1 | Unit of Quantity 2 | Weight proportion- al to total expenditure 3 | Price per unit of quantity | | | Index Number | |
|----------------------------------|------------------------------|----------------------------------------------------------|----------------------------|-------------------|-------------------|-------------------|-------------------|
| | | | Basic Price 4 | June 1973 5 | July 1973 6 | June 1973 7 | July 1973 8 |
| | | | Rs. P. | Rs. P. | Rs. P. | | |
| (f) Condiments and Spices— | | | | | | | |
| (1) Salt .. | Kg. .. | 5.59 | 0.13 | 0.25 | 0.28 | 192 | 215 |
| (2) Turmeri .. | " .. | 7.69 | 1.63 | 7.00 | 7.19 | 429 | 441 |
| (3) Chillies (dry) .. | " .. | 49.65 | 2.88 | 5.19 | 5.44 | 180 | 189 |
| (4) Onion .. | " .. | 18.65 | 0.27 | 0.58 | 0.85 | 215 | 315 |
| (5) Garlic .. | " .. | 6.53 | 1.06 | 2.20 | 2.25 | 208 | 212 |
| (6) Corriander .. | " .. | 2.33 | 1.16 | 3.20 | 3.25 | 276 | 280 |
| (7) Ginger .. | " .. | 3.50 | 2.96 | 8.00 | 8.25 | 270 | 279 |
| (8) Zcera .. | " .. | 6.06 | 3.49 | 7.15 | 7.31 | 205 | 209 |
| Total .. | | 100.00 | | | | | |
| Sub-group I-A(f) Index.. | | | | | | 215 | 241 |
| (g) Vegetables and Fruits— | | | | | | | |
| (1) Potatoes .. | kg. .. | 45.31 | 0.39 | 1.26 | | .. | 323 |
| * (2) Muli .. | " .. | .. | 0.34 | N.A. | | .. | 249 |
| (3) Brinjals .. | " .. | 27.08 | 0.41 | 1.20 | | .. | 182 |
| (4) Ladys finger. .. | " .. | 4.60 | 0.60 | 1.09 | | .. | 179 |
| (5) Gourd .. | " .. | 2.08 | 0.29 | 0.52 | | .. | 245 |
| (6) Tondli .. | " .. | 5.21 | 0.44 | 1.08 | | .. | 274 |
| (7) Palak .. | " .. | 5.68 | 0.31 | 0.85 | | .. | 213 |
| (8) Chauli Sag .. | " .. | 0.57 | 0.38 | 0.81 | | .. | 256 |
| (9) Banana .. | Doz. .. | 9.38 | 0.39 | 1.00 | | .. | |
| (10) *Mango .. | " .. | .. | 3.80 | N.A. | | .. | |
| Total .. | | 100.00 | | | | | |
| Sub-group Index I-A (g) .. | | | | | | 272 | 280 |
| (h) Other Food— | | | | | | | |
| (1) Sugar .. | kg. .. | 44.71 | 1.22 | 2.15 | 2.15 | 176 | 176 |
| (2) Gur .. | " .. | 2.40 | 0.72 | 2.25 | 2.30 | 312 | 319 |
| (3) Tea leaf .. | Pkt. of 25g. .. | 13.26 | 0.19 | 0.32 | 0.32 | 168 | 168 |
| (4) Bhajia .. | kg. .. | 8.46 | 2.14 | 6.00 | 6.12 | 280 | 286 |
| (5) Jalebi .. | " .. | 1.97 | 1.61 | 7.00 | 7.12 | 435 | 442 |
| (6) Tea (ready made) .. | Cup .. | 29.20 | 0.06 | 0.30 | 0.30 | 500 | 500 |
| Total .. | | 100.00 | | | | | |
| Sub-group I-A(h) Index.. | | | | | | 287 | 288 |
| I-A. Food— | | | | | | | |
| (a) Cereals and Cereal Products. | | 49.53 | .. | | | 209 | 332 |
| (b) Pulses and Pulse Products. | | 8.83 | .. | | | 368 | 369 |
| (c) Oils and Fats .. | | 6.05 | .. | | | 345 | 381 |
| (d) Meat, Fish and Eggs | | 5.00 | .. | | | 255 | 256 |
| (e) Milk and Milk Products. | | 7.51 | .. | | | 210 | 209 |
| (f) Condiments and Spices. | | 6.95 | .. | | | 215 | 241 |
| (g) .. | | 6.67 | .. | | | 272 | 280 |

**CONSUMER PRICE INDEX NUMBER (NEW SERIES) FOR WORKING CLASS
FOR NAGPUR CENTER—contd.**

| Articles 1 | Unit of quantity 2 | Weight proportional to total ex- penditure 3 | Price per Unit of quantity | | | Index Number | |
|------------------------------------------------|--------------------------|----------------------------------------------------------|----------------------------|-------------------|-------------------|-------------------|-------------------|
| | | | Basic Price 4 | June 1973 5 | July 1973 6 | June 1973 7 | July 1973 8 |
| I-B. Pan, Separi, Tobacco, etc.— | | | Rs. P. | Rs. P. | Rs. P. | | |
| (1) Pan-leaf .. | 100 leaves. | 14.85 | 0.29 | 1.36 | 1.19 | 469 | 410 |
| (2) Pan (ready-made) .. | Each .. | 13.61 | 0.03 | 0.07 | 0.07 | 233 | 233 |
| (3) Supari .. | kg. .. | 26.60 | 6.71 | 8.00 | 8.00 | 119 | 119 |
| (4) Katha .. | " .. | 5.36 | 8.57 | 12.00 | 12.00 | 140 | 140 |
| (5) Bidi .. | Katta of 25 | 21.44 | 0.16 | 0.25 | 0.25 | 156 | 156 |
| (6) Cigarettes .. | Pkt. of 10 | 8.04 | 0.15 | 0.50 | 0.50 | 333 | 333 |
| (7) Chewing and leafy tobacco. | kg. .. | 10.10 | 5.00 | 6.25 | 6.00 | 125 | 120 |
| Total .. | | 100.00 | | | | | |
| I-B. Group Index .. | | | | | | 214 | 204 |
| II. Fuel and Light— | | | | | | | |
| (1) Fire-wood .. | 40 kg. | 69.55 | 2.38 | 4.31 | 4.31 | 181 | 181 |
| (2) Coke .. | " .. | 5.90 | 2.88 | 7.79 | 7.84 | 270 | 272 |
| (3) Kerosene Oil .. | Litre .. | 14.13 | 0.34 | 0.69 | 0.80 | 203 | 235 |
| (4) Electricity Charges .. | Unit .. | 2.74 | 0.29 | 0.36 | 0.36 | 124 | 124 |
| (5) Coal .. | 40 kg. | 2.61 | 6.38 | 13.00 | 13.00 | 204 | 204 |
| (6) Match box .. | Each (50 sticks) | 5.07 | 0.03 | 0.07 | 0.07 | 140 | 140 |
| Total .. | | 100.00 | | | | | |
| Group II Index for Fuel and Light. | | | | | | 186 | 191 |
| III. Housing— | | | | | | | |
| Residential House .. | | 100.00 | | | | | |
| Total .. | | 100.00 | | | | 138 | 143 |
| Group III Index for Housing. | | | | | | 138 | 143 |
| IV. Clothing, Bedding and Footwear— | | | | | | | |
| (1) Dhoti Emp. Mill | Pair .. | 9.87 | 12.10 | 28.38 | 28.89 | 236 | 240 |
| (2) " Model Mill | Pair .. | .. | 10.68 | 25.35 | 25.81 | | |
| (3) Saree .. | each .. | 36.48 | 8.09 | 13.31 | 13.31 | 165 | 165 |
| (4) Shirting Emp. Mill | m. .. | 18.35 | 1.21 | 3.25 | 3.39 | 308 | 316 |
| (5) " Model Mill. | m. .. | .. | 1.05 | 3.64 | 3.69 | | |
| (6) Trousers Cloth .. | m. .. | 3.34 | 1.43 | 4.26 | 4.26 | 298 | 298 |
| (7) Long cloth .. | m. .. | 3.06 | 1.14 | 3.98 | 4.19 | 349 | 368 |
| (8) Markin Emp. Mill | m. .. | 13.06 | 1.04 | 4.28 | 4.29 | 353 | 354 |
| (9) " Model Mill | m. .. | .. | 1.09 | 3.21 | 3.21 | | |
| (10) Pajama .. | each .. | 1.60 | 4.25 | 7.00 | 7.00 | 165 | 165 |
| (11) Ganji .. | each .. | 1.25 | 1.23 | 2.00 | 2.00 | 163 | 163 |
| (12) Shirt .. | each .. | 1.60 | 3.75 | 7.00 | 7.00 | 187 | 187 |
| (13) Bed Sheet .. | Pair .. | 2.01 | 8.50 | 18.28 | 19.15 | 215 | 225 |
| (14) Shoes (Gents) .. | Pair .. | 4.17 | 16.00 | 28.55 | 28.55 | 178 | 178 |
| (15) Chappal (Gents) .. | Pair .. | .. | .. | .. | .. | .. | .. |

CONSUMER PRICE INDEX NUMBER (NEW SERIES) FOR WORKING CLASS
FOR NAGPUR CENTRE— *contd.*

| Articles 1 | Unit of quantity 2 | Weight proportion- al to total expenditure 3 | Price per Unit of Quantity | | | Index Number | |
|--------------------------------------------------|--------------------------|----------------------------------------------------------|----------------------------|-------------------|-------------------|-------------------|-------------------|
| | | | Basic Price 4 | June 1973 5 | July 1973 6 | June 1973 7 | July 1973 8 |
| | | | Rs. P. | Rs. P. | Rs. P. | | |
| V. Miscellaneous— | | | | | | | |
| (a) Medical care— | | | | | | | |
| (1) Doctor's fee .. | Per visit .. | 22.98 | 3.00 | 5.00 | 5.00 | 167 | 167 |
| (2) Medicine .. | Phial of 3 doses. | 45.06 | 0.75 | 0.75 | 0.75 | 100 | 100 |
| (3) E.S.I. Premium .. | | 31.96 | 0.69 | 0.70 | 0.70 | 101 | 101 |
| Total .. | | 100.00 | | | | | |
| Sub-group V (a) Index .. | | | | | | 116 | 116 |
| (b) Personal care and effects— | | | | | | | |
| (1) Hair oil .. | Bottle of 114 ml. | 24.01 | 1.37 | 2.64 | 2.64 | 193 | 193 |
| (2) Barber charges .. | Per Adult .. | 38.30 | 0.50 | 1.25 | 1.25 | 250 | 250 |
| (3) Toilet soap .. | Per Cake .. | 15.80 | 0.46 | 0.75 | 0.90 | 163 | 196 |
| (4) Tooth powder .. | Bottle .. | 2.74 | 0.87 | 1.60 | 1.60 | 184 | 184 |
| (5) Ornaments (glass) .. | Dozen .. | 4.25 | 0.75 | 0.75 | 0.75 | 100 | 100 |
| (6) Watch .. | Each .. | 12.16 | 65.00 | 90.00 | 90.00 | 138 | 138 |
| (7) Face powder (small) | Tin .. | 2.74 | 1.00 | 2.75 | 2.75 | 275 | 275 |
| Total .. | | 100.00 | | | | | |
| Sub-group V (b) Index .. | | | | | | 201 | 207 |
| (c) Education, Recreation and Amusements— | | | | | | | |
| (1) School fee .. | Per Student | 23.53 | 5.50 | 5.50 | 5.50 | 100 | 100 |
| (2) School Book .. | Each .. | 17.65 | 2.00 | 2.50 | 2.50 | 125 | 125 |
| (3) Toy .. | | 1.02 | 0.24 | 0.26 | 0.26 | 108 | 108 |

CONSUMER PRICE INDEX NUMBER (NEW SERIES) FOR WORKING CLASS FOR NAGPUR CENTRE— contd.

| Articles 1 | Unit of quantity 2 | Weight pro- portional to total expenditure 3 | Price per Unit of Quantity | | | Index Number | |
|-------------------------------------------|--------------------------|-------------------------------------------------------------|----------------------------|-------------------|-------------------|-------------------|-------------------|
| | | | Basic price 4 | June 1973 5 | July 1973 6 | June 1973 7 | July 1973 8 |
| | | | Rs. P. | Rs. P. | Rs. P. | | |
| (d) Transport and Communication— | | | | | | | |
| (1) Railway fare of 80 km. | Per Passenger | 45.49 | 1.61 | 2.45 | 2.45 | 152 | 152 |
| (2) Bus fare .. | Per Adult .. | 29.19 | 0.15 | 0.25 | 0.25 | 167 | 167 |
| (3) Post card .. | Each .. | 3.85 | 0.05 | 0.10 | 0.10 | 200 | 200 |
| (4) Rickshaw charges .. | Per Adult .. | 21.46 | 0.37 | 0.62 | 0.62 | 168 | 168 |
| Total .. | | 100.00 | | | | | |
| Sub-group V (d) Index .. | | | | | | 162 | 162 |
| (e) Others— | | | | | | | |
| (1) Cot .. | Each .. | 5.94 | 5.50 | 11.00 | 11.00 | 200 | 200 |
| (2) Trunk/Box .. | | 2.05 | 5.01 | 9.00 | 9.00 | 180 | 180 |
| (3) Earthenware .. | | 2.05 | 0.30 | 2.00 | 2.00 | 667 | 667 |
| (4) Utensil Aluminium | Kg. .. | 4.79 | 8.50 | 15.00 | 15.00 | 176 | 176 |
| (5) Utensil Brass .. | | 11.42 | 7.71 | 20.00 | 20.00 | 259 | 259 |
| (6) Laundry charges .. | Per piece .. | 9.59 | 0.12 | 0.25 | 0.25 | 208 | 208 |
| (7) Washing Soap .. | Bar .. | 33.11 | 1.30 | 2.14 | 2.22 | 165 | 171 |
| (8) Tailoring Charges | Shirt .. | 31.05 | 0.88 | 1.62 | 1.62 | 192 | 192 |
| | Blouse .. | .. | 0.75 | 1.50 | 1.50 | | |
| Total .. | | 100.00 | | | | | |
| Sub-group V(e) Index .. | | | | | | 201 | 203 |
| Miscellaneous— | | | | | | | |
| (a) Medical care .. | | 28.00 | | | | 116 | 116 |
| (b) Personal care and effects. | | 18.30 | | | | 201 | 207 |
| (c) Education, Recreation and Amusements. | | 19.55 | | | | 168 | 168 |
| (d) Transport and Communication. | | 12.25 | | | | 162 | 162 |
| (e) Others .. | | 21.90 | | | | 201 | 203 |
| Total .. | | 100.00 | | | | | |
| Miscellaneous group Index | | | | | | 166 | 167 |

AURANGABAD*

304—A rise at 9 po

In July 1973, the Aurangabad Centre 304 being 9 points 1 to the standard of Survey for Auranga

The index number rise in the average salt, turmeric, chil banana and gur.

The index number due to a rise in the

The Six monthly Aurangabad by the Employment, Bomb

Rent index decreas

The index number point to 220 due to

long cloth. The index number

181 due to a fall in t

CONSUMER

Gr

I. Food ..

II. Fuel and Light

III. Housing

IV. Clothing and Foo

V. Miscellaneous

Consumer

*Details regarding

Page 1130 to

AURANGABAD***304—A rise at 9 points**

In July 1973, the Consumer Price Index Number for Working Class for the Aurangabad Centre with base year January to December 1961 equal to 100 was 304 being 9 points higher than that in the preceding month. The index relates to the standard of life ascertained during the year 1958-59. Family Living Survey for Aurangabad Centre.

The index number for the food group increased by 15 points to 377 due to a rise in the average prices of jowar, gramdal, moongdal, masurdal, karad oil, salt, turmeric, chilies dry, tamarind, mixed spices, jeera, potatoes, onions, banana and gur.

The index number for the fuel and light group increased by 7 points to 179 due to a rise in the average prices of firewood and chips.

The Six monthly house rent survey ending June 1973 was conducted at Aurangabad by the Office of the Commissioner of Labour and Director of Employment, Bombay, in the month of July 1973. Accordingly, the House Rent index decreased by 3 points to 191.

The index number for the clothing and footwear group has increased by 1 point to 220 due to a rise in the prices of dhoti, saree, cloth for trouser and long cloth.

The index number for the miscellaneous group decreased by 4 points to 181 due to a fall in the average prices of panleaf and supari.

**CONSUMER PRICE INDEX NUMBER FOR WORKING CLASS FOR
AURANGABAD CITY**

(Average prices for the calendar year 1961=100)

| Groups | Weight proportional to total expenditure | Group Index Number | |
|-----------------------------------|---------------------------------------------------|--------------------|--------------|
| | | June 1973 | July 1973 |
| I. Food | 60.72 | 362 | 377 |
| II. Fuel and Light | 7.50 | 172 | 179 |
| III. Housing | 8.87 | 194 | 191 |
| IV. Clothing and Footwear | 9.29 | 219 | 220 |
| V. Miscellaneous | 13.62 | 185 | 181 |
| Total .. | 100.00 | | |
| Consumer Price Index Number .. | | 295 | 304 |

CONSUMER PRICE INDEX NUMBER FOR WORKING CLASS FOR AURANGABAD CITY— contd.

| Articles 1 | Unit of quantity 2 | Weight proportional to total expenditure 3 | Price per unit of Quantity | | | Index Number | |
|-----------------------------------------|------------------------------|------------------------------------------------------------|----------------------------|-----------------------|-----------------------|-----------------------|-----------------------|
| | | | Basic Price 4 | June 1973 5 | July 1973 6 | June 1973 7 | July 1973 8 |
| I. Food Group— | | | | | | | |
| | | | Rs. P. | Rs. P. | Rs. P. | | |
| (a) Cereals and Cereal Products— | | | | | | | |
| (1) Rice .. | kg | 5.40 | 0.69 | 1.17 | 1.17** | 170 | 173 |
| (2) Wheat .. | " | 10.12 | 0.42 | 0.89 | 0.89 | 212 | 212 |
| (3) Jowar .. | " | 30.33 | 0.38 | 2.20 | 2.28 | 579 | 600 |
| (4) Grinding charges for cereals. | " | 2.35 | 0.02 | 0.05 | 0.05 | 250 | 250 |
| Total .. | | 48.20 | | | | | |
| Index Number sub-group I(a). | | | | | | 440 | 453 |
| (b) Pulses and Pulse Products— | | | | | | | |
| (1) Turdal without husk. | kg | 3.96 | 0.70 | 2.92 | 2.83 | 417 | 404 |
| (2) Gramdal Katori .. | " | 2.05 | 0.60 | 2.11 | 2.34 | 352 | 390 |
| (3) Moongdal without husk. | " | 1.11 | 0.71 | 3.37 | 3.43 | 475 | 483 |
| (4) Masurdal Thick grain. | " | 0.74 | 0.64 | 2.16 | 2.26 | 338 | 353 |
| Total .. | | 7.86 | | | | | |
| Index Number sub-group I(b). | | | | | | 401 | 407 |
| (c) Oils and Fats— | | | | | | | |
| (1) Groundnut oil Whitish. | ½ Ltr. | 2.00* | 5.49 | 1.07 | | | |
| (2) Karad Oil .. | " | 3.49 | | 1.11 | 3.78 | 4.38 | 341 |
| (3) Vanaspathi Dalda .. | ½ kg (loose) | 0.48 | | 1.58 | 3.97 | 3.97† | 251 |
| Total .. | | 5.97 | | | | | |
| Index Number sub-group I(c). | | | | | | 333 | 383 |
| (d) Mutton, Fish and Eggs— | | | | | | | |
| (1) Mutton, Goat meat | ½ kg | 4.70 | 1.26 | 3.00 | 3.00 | 238 | 238 |
| (2) Fish (dry)— | | | | | | | |
| (a) Bombil .. | kg | 0.24 | 2.90 | 7.00 | 7.00 | | |
| (b) Zinga .. | " | | 2.13 | 5.00 | 5.00 | | |
| (c) Nathani .. | " | | 1.93 | 6.00 | 6.00 | 262 | 262 |
| Total .. | | 4.94 | | | | | |
| Index Number sub-group I(d). | | | | | | | |

CONSUMER

| Articles 1 |
|---------------------------------------------------------------------|
| (a) Milk and Milk Products— Milk— (Buffalo Milk) |
| Total |
| Index Number sub-group I(a). |
| (b) Condiments and Spices— |
| (1) Salt— White |
| (2) Turmeric— White |
| (3) Chillies (dry)— Superior quality |
| (4) Tamarind |
| (5) Mixed spices— Bojwar .. |
| (6) Jira— Thick Blackish (gray) |
| Total |
| Index Number sub-group I(b). |
| (c) Vegetables and Vegetable Products— |
| (1) Potatoes— Medium .. |
| (2) Onions— Red |
| (3) Brinjals— Medium |
| (4) Tomatoes— (1) Red .. |
| (2) Green |
| (5) Garlic— Medium .. |
| Other Vegetables— Varieties available in the month of June 1973— |
| (6) Bhendi |
| (7) Dodka |
| Vegetables available in the month of June 1973— |
| (8) Dilliasand |
| (9) Gajar |
| (10) Bhendi |

LABOUR GAZETTE—SEPTEMBER 1973

CLASS FOR

**CONSUMER PRICE INDEX NUMBER FOR WORKING CLASS FOR
AURANGABAD CITY— contd.**

| Index Number | | Articles | Unit of Quantity | Weight proportional to total expenditure | Price per unit of quantity | | | Index Number | |
|--------------|-----------|------------------------------------------------|------------------|------------------------------------------|----------------------------|-----------|-----------|--------------|-----------|
| June 1973 | July 1973 | | | | Basic price | June 1973 | July 1973 | June 1973 | July 1973 |
| 7 | 8 | 1 | 2 | 3 | 4 | 5 | 6 | 7 | 8 |
| | | | | | Rs. P. | Rs. P. | Rs. P. | | |
| | | (e) Milk and Milk Products— | | | | | | | |
| | | Milk— | | | | | | | |
| | | (Buffalo Milk) .. | 200 ml. .. | 6.65 | 0.16 | 0.30 | 0.30 | 188 | 188 |
| | | Total .. | | 6.65 | | | | | |
| 170 | | Index Number sub-group I(e). | | | | | | 188 | 188 |
| 212 | | (f) Condiments and Spices— | | | | | | | |
| 579 | | (1) Salt— | | | | | | | |
| 250 | | White .. | kg .. | 0.35 | 0.11 | 0.21 | 0.22 | 191 | 200 |
| | | (2) Turmeric— | | | | | | | |
| | | White .. | 250 gm .. | 0.31 | 0.34 | 1.31 | 1.35 | 385 | 390 |
| | | (3) Chillies (dry)— | | | | | | | |
| 440 | | Superior quality .. | ½ kg .. | 4.62 | 0.90 | 2.88 | 2.91 | 320 | 320 |
| | | (4) Tamarind .. | | 0.45 | 0.49 | 2.90 | 2.95 | 592 | 600 |
| | | (5) Mixed spices— | | | | | | | |
| | | Bojwar .. | 250 gm. .. | 1.80 | 0.42 | 1.26 | 1.31 | 300 | 310 |
| | | (6) Jira— | | | | | | | |
| 417 | | Thick Blackish (gray). .. | | 0.30 | 0.69 | 1.79 | 1.87 | 259 | 270 |
| 352 | | Total .. | | 7.83 | | | | | |
| 475 | | Index Number sub-group I(f). | | | | | | 326 | 330 |
| 338 | | (g) Vegetables and Vegetable Products— | | | | | | | |
| 401 | | (1) Potatoes— | | | | | | | |
| | | Medium .. | ½ kg .. | 1.35 | 0.30 | 0.66 | 0.75 | 220 | 250 |
| | | (2) Onions— | | | | | | | |
| | | Red .. | kg .. | 1.06 | 0.25 | 0.51 | 1.00 | 204 | 400 |
| | | (3) Brinjals— | | | | | | | |
| | | Medium .. | ½ kg .. | 0.48 | 0.24 | 0.79 | 0.75 | 329 | 310 |
| 341 | | (4) Tomatoes— | | | | | | | |
| 251 | | (i) Red .. | | 0.64 | 0.28 | 2.05 | 0.05 | 608 | 600 |
| | | (2) Green .. | | | 0.18 | 0.87 | 0.87 | | |
| | | (5) Garlic— | | | | | | | |
| | | Medium .. | 50 gm .. | 0.68 | 0.06 | 0.20 | 0.20 | 333 | 330 |
| | | Other Vegetables— | | | | | | | |
| 333 | | Varieties available in the month of June 1973— | | | | | | | |
| | | (i) Bhendi .. | ½ kg .. | 1.80 | 0.39 | 0.74 | 0.73 | 231 | |
| | | (ii) Dodka .. | | | 0.27 | | | | |
| 238 | | Varieties available in the month of July 1973 | | | | | | | |
| 262 | | (i) Dilpasand .. | ½ kg .. | | 0.17 | | 0.52 | | |

LABC

CONSUMER PRIC

| Articles | Unit of Quantity | Weight proportional to total expenditure | Price per unit of quantity | | | Index Number | | Articles | Unit of Quantity |
|-----------------------------------------------|------------------|------------------------------------------|----------------------------|---------------|---------------|--------------|-----------|-------------------------------------------------------------|------------------|
| | | | Basic Price | June 1973 | July 1973 | June 1973 | July 1973 | | |
| 1 | 2 | 3 | 4 | 5 | 6 | 7 | 8 | 1 | 2 |
| I. Food and Fruit Products— | | | Rs. P. | Rs. P. | Rs. P. | | | | |
| (1) Grains and cereal products— | | | | | | | | | |
| Wheat— | | | | | | | | | |
| Superior .. | Doz. .. | 1.14 | 0.32 | 0.88 | 1.38 | 275 | 431 | (1) Firewood and chips— | 37 1 |
| Medium .. | | | | | | | | (1) Mixture .. | " |
| Total .. | | 1.14 | | | | | | (2) Babool .. | 1. |
| (2) Number sub-group | | | | | | 275 | 431 | (3) Kerosene Ordinary. | Box |
| (3) Sugar, Honey and related Products— | | | | | | | | Match Box Wimco, Horse Brand. | s |
| Sugar— | | | | | | | | Total .. | |
| Medium .. | kg .. | 3.45 | 1.17 | 2.15 | 2.15 | 184 | 184 | Index Number Group II. | |
| Superior .. | " .. | 1.81 | 0.46 | 2.18 | 2.33 | 474 | 507 | (1) Housing— | P.M |
| Total .. | | 5.26 | | | | | | House rent for selected tenements. | |
| (4) Number sub-group | | | | | | 284 | 295 | Total .. | |
| (5) Beverages— | | | | | | | | Index Number Group III. | |
| Tea leaf— | | | | | | | | (1) Clothing and Footwear— | |
| Brooke Bond .. | 50 gm .. | 1.86 | 0.41 | 0.57 | 0.57 | 139 | 139 | (a) Clothing— | Pe |
| Prepared Tea— | | | | | | | | (1) Dhoti 8.2 mts. length and 119 to 121 cms. width. | " |
| Chalu Chaha .. | Cup .. | 4.28 | 0.08 | 0.20 | 0.20 | 250 | 250 | (2) Saree 7.3 to 8.2 mts. length and 102 to 152 cms. width. | " |
| Total .. | | 6.14 | | | | 216 | 216 | (3) Cloth for trousers 89 to 97 cms. width. | " |
| (6) Number sub-group | | | | | | | | (4) Longcloth 89 to 97 cms. width. | " |
| (7) Group— | | | | | | | | (5) Coloured fabric 67 to 69 cms. width. | " |
| Cereals and cereal products. | | 48.20 | | | | 440 | 453 | Total .. | |
| Pulses and pulse products. | | 7.86 | | | | 401 | 407 | Index Number sub-group IV (a). | |
| Oils and fats .. | | 5.97 | | | | 333 | 383 | (b) Footwear— | |
| Mutton, fish and eggs. | | 4.94 | | | | 239 | 239 | Shoes— | |
| Milk and Milk products. | | 6.65 | | | | 188 | 188 | (1) Bata Co | |
| Condiments and spices. | | 7.83 | | | | 326 | 332 | | |
| Vegetables and vegetable products. | | 6.01 | | | | 283 | 231 | | |
| Fruits and fruit products. | | 1.14 | | | | 275 | 431 | | |
| Sugar, honey and related products. | | 5.26 | | | | 284 | 295 | | |

CONSUMER PRICE INDEX NUMBER FOR WORKING CLASS FOR
AURANGABAD CITY— contd.

| Index Number June 1973 | July 1973 | Articles | Unit of Quantity | Weight proportional to total expenditure | Price per unit of quantity | | | Index Number | |
|---------------------------|-----------|--------------------------------------------------------------|-------------------|------------------------------------------|----------------------------|-----------|-----------|--------------|------------|
| | | | | | Basic Price | June 1973 | July 1973 | June 1973 | July 1973 |
| 7 | 1 | 1 | 2 | 3 | 4 | 5 | 6 | 7 | 8 |
| | | | | | Rs. P. | Rs. P. | Rs. P. | | |
| | | II. Fuel and Light— | | | | | | | |
| | | (1) Firewood and chips— | | | | | | | |
| 275 | 42 | (i) Mixture .. | 37 kg. .. | 81.82 | 2.87 | 4.19 | 4.44 | 154 | 163 |
| | | (ii) Babhool .. | " .. | | 2.80 | 4.56 | 4.81 | | |
| | | (2) Kerosene Ordinary. | l. .. | 12.44 | 0.22 | 0.65 | 0.65 | 295 | 295 |
| 275 | 42 | (3) Match Box Wimco, Horse Brand. | Box of 50 sticks. | 5.74 | 0.06 | 0.09 | 0.09 | 150 | 150 |
| | | Total .. | | 100.00 | | | | | |
| 84 | 14 | Index Number Group II. | | | | | | 172 | 179 |
| 174 | 5 | III. Housing— | | | | | | | |
| | | Rent— | | | | | | | |
| | | House rent for selected tenements. | P.M. .. | 100.00 | 4.70 | | | 194 | 191 |
| 884 | 6 | Total .. | | 100.00 | (Jan. 1971) | | | | |
| | | Index Number Group III. | | | | | | 194 | 191 |
| 39 | 15 | IV. Clothing and Footwear— | | | | | | | |
| 50 | 25 | (a) Clothing— | | | | | | | |
| | | (1) Dhoti 8.2 mts. length and 119 to 121 cms. width. | Per sq. metre. | 6.04 | 1.07 | 2.15 | 2.18 | 201 | 204 |
| | | (2) Sarree 7.3 to 8.2 mts. length and 102 to 152 cms. width. | " .. | 31.57 | 1.28 | 2.64 | 2.63 | 206 | 205 |
| 16 | 25 | (3) Cloth for trousers 89 to 97 cms. width. | " .. | 2.51 | 2.36 | 5.00 | 5.09 | 212 | 216 |
| | | (4) Longcloth 89 to 97 cms. width. | " .. | 36.63 | 1.64 | 3.93 | 3.95 | 240 | 241 |
| | | (5) Coloured fabric 67 to 69 cms. width. | " .. | 18.17 | 1.86 | 4.05 | 4.05 | 218 | 218 |
| | | Total .. | | 94.92 | | | | | |
| | | Index Number sub-group IV (a). | | | | | | 221 | 222 |
| | | (b) Footwear— | | | | | | | |
| | | Shoes— | | | | | | | |
| 75 | 25 | (i) Bata Co. .. | Per pair .. | 5.08 | 15.08 | 28.55 | 28.55 | 180 | 180 |
| | | (ii) Flex Co. .. | " .. | | 10.22 | 22.95 | 32.95 | | |

LABOUR GAZETTE--SEPTEMBER 1973

CONSUMER PRICE INDEX NUMBER FOR WORKING CLASS FOR
AURANGABAD CITY-- contd.

| | Unit of Quantity | Weight proportional to total expenditure | Price per unit of quantity | | | Index Number | |
|-------------|----------------------|------------------------------------------|----------------------------|-----------|-----------|--------------|-----------|
| | | | Basic Price | June 1973 | July 1973 | June 1973 | July 1973 |
| | 2 | 3 | 4 | 5 | 6 | 7 | 8 |
| | | | Rs. P. | Rs. P. | Rs. P. | | |
| and Feet- | | | | | | | |
| .. | | 94.92 | | | | 221 | 222 |
| .. | | 5.08 | | | | 180 | 180 |
| Total .. | | 100.00 | | | | | |
| Group IV. | | | | | | 219 | 220 |
| ous-- | | | | | | | |
| .. | Bundle of 100 leaves | 3.84 | 0.50 | 1.88 | 1.27 | 376 | 254 |
| hed-- | Bida .. | 2.19 | 0.04 | 0.09 | 0.09 | 225 | 225 |
| .. | 50 gm | 4.36 | 0.41 | 0.52 | 0.51 | 127 | 124 |
| .. | " .. | 1.78 | 0.72 | 1.27 | 1.28 | 176 | 178 |
| Total .. | | 12.17 | | | | | |
| Sub-group | | | | | | 230 | 191 |
| d Tobacco | | | | | | | |
| .. | Bundle .. | 15.38 | 0.15 | 0.28 | 0.28 | 187 | 187 |
| .. | Packet of 25 gm | 3.18 | 0.19 | 0.20 | 0.20 | 105 | 105 |
| Total .. | | 18.56 | | | | | |
| ub-group | | | | | | 173 | 173 |
| Utilities-- | | | | | | | |
| Market). | Bach .. | 2.55 | 7.18 | 18.00 | 18.00 | 251 | 251 |

LABOUR GAZETTE--SEPTEMBER 1973

CONSUMER PRICE INDEX NUMBER FOR WORKING CLASS FOR
AURANGABAD CITY-- contd.

| Articles | Unit of Quantity | Weight proportional to total expenditure |
|-----------------------------------------|-----------------------------|------------------------------------------|
| | | |
| 1 | 2 | 3 |
| 1. Washing Soap-- | | |
| 2. Laundry-- | | |
| 3. Laundry washing and drying of cotton | Per piece. | 4 |
| 4. Washing Soap-- | Cake .. | 9 |
| Total .. | | 14 |
| Sub-group | | |
| 5. Medical care-- | | |
| 6. First Aid Medicine, Aspirin | Two tablets. Per day. | 4 |
| 7. Mixture (Daily) .. | | 7 |
| Total .. | | 12 |
| Sub-group | | |
| 8. Personal Care-- | | |
| 9. Hair Oil, Tata Co. | Small bottle. | 4 |
| 10. Barber charges-- | Adult .. | 8 |
| 11. Hair cut and shave. | " .. | 7 |
| 12. Haircut | " .. | 7 |
| 13. Shave | " .. | 7 |
| 14. Toilet Soap-- | Cake | 3 |
| 15. Life Buoy | " 2 pkts. of 5 blades each. | 6 |
| 16. Hamam | | |
| 17. Blade Six morning | | |
| Total .. | | 1 |
| Sub-group | | |
| 18. Education-- | | |
| 19. Reading-- | | |
| 20. School fees | | |

LABOUR GAZETTE—SEPTEMBER 1973

**CONSUMER PRICE INDEX NUMBERS FOR WORKING CLASS FOR
AURANGABAD CITY— contd.**

| Articles | Unit of Quantity | Weight proportional to total expenditure | Price per unit of quantity | | | Index Number | |
|---------------------------------------------------------------|---------------------------|------------------------------------------|----------------------------|-----------|-----------|--------------|-----------|
| | | | Basic Price | June 1973 | July 1973 | June 1973 | July 1973 |
| 1 | 2 | 3 | 4 | 5 | 6 | 7 | 8 |
| | | | Rs. P. | Rs. P. | Rs. P. | | |
| (d) <i>Washing Soap—</i> | | | | | | | |
| (1) Laundry— Ordinary washing and ironing of cotton shirt. | Per piece. | 4.86 | 0.11 | 0.20 | 0.20 | 182 | 182 |
| (2) Washing Soap— Sunlight .. | Cake .. | 9.27 | 0.42 | 0.62 | 0.62 | 148 | 148 |
| Total .. | | 14.13 | | | | | |
| <i>Index Number Sub-group V (d).</i> | | | | | | 159 | 159 |
| (e) <i>Medical care—</i> | | | | | | | |
| (1) Patent Medicine, Anacin. | Two tablets. | 4.67 | 0.12 | 0.15 | 0.15 | 125 | 125 |
| (2) Mixture (Daily) .. | Per day. | 7.61 | 0.68 | 1.00 | 1.00 | 147 | 147 |
| Total .. | | 12.28 | | | | | |
| <i>Index Number Sub-group V (e).</i> | | | | | | 139 | 139 |
| (f) <i>Personal Care—</i> | | | | | | | |
| (1) Hair Oil, Tata Co. | Small bottle. | 5.82 | 1.30 | 2.71 | 2.75 | 208 | 212 |
| (2) Barber charges— | | | | | | | |
| (i) Hair cut and shave. | Adult .. | 8.70 | 0.50 | 1.35 | 1.35 | 250 | 250 |
| (ii) Haircut .. | " .. | ... | 0.37 | 1.00 | 1.00 | | |
| (iii) Shave .. | " .. | ... | 0.19 | 0.40 | 0.40 | | |
| (3) Toilet Soap— | | | | | | | |
| (i) Life Buoy .. | Cake | 2.74 | 0.48 | 0.75 | 0.75 | 156 | 157 |
| (ii) Hamam .. | " | ... | 0.48 | 0.75 | 0.76 | | |
| (4) Blade Six morning | 2 pkts. of 5 blades each. | 0.33 | 0.57 | 0.90 | 0.90 | 158 | 158 |
| Total .. | | 17.59 | | | | | |
| <i>Index Number Sub-group V (f).</i> | | | | | | 220 | 221 |
| (g) <i>Education and Reading—</i> | | | | | | | |
| (1) School fees for Student | | 1.90 | 3.01 | 5.55 | 5.55 | 184 | 184 |

LABOUR GAZETTE—SEPTEMBER 1973

CONSUMER PRICE INDEX NUMBERS FOR WORKING CLASS FOR
AURANGABAD CITY—concl'd.

| Articles | Unit of quantity | Weight proportional to total expenditure | Price per unit of quantity | | | Index Number | |
|--------------------------------------|------------------|------------------------------------------|----------------------------|-----------|-----------|--------------|-----------|
| | | | Basic Price | June 1973 | July 1973 | June 1973 | July 1973 |
| 1 | 2 | 3 | 4 | 5 | 6 | 7 | 8 |
| | | | Rs. P. | Rs. P. | Rs. P. | | |
| Recreation and Amusement— | | | | | | | |
| Cinema | | | | | | | |
| Lowest class .. | Full ticket. | 6.90 | 0.44 | 1.05 | 1.05 | 239 | 239 |
| Total .. | | 6.90 | | | | | |
| Index Number Sub-group V (h). | | | | | | 239 | 239 |
| Transport and Communication— | | | | | | | |
| (1) Rail— | | | | | | | |
| Fare for 50km .. | Full ticket | 6.19 | 1.04 | 1.50 | 1.50 | 144 | 144 |
| (2) Bus— | | | | | | | |
| S. T. fare for 30 miles. | " | 5.30 | 1.50 | 2.20 | 2.20 | 147 | 147 |
| (3) Postage— | | | | | | | |
| (1) Post card .. | Per card | 1.10 | 0.05 | 0.10 | 0.10 | 167 | 167 |
| (2) Money Order | Rs. 30 .. | .. | 0.45 | 0.60 | 0.60 | | |
| Total .. | ... | 12.59 | | | | | |
| Index Number Sub-group V (i). | | | | | | 147 | 147 |
| Miscellaneous Group— | | | | | | | |
| Pansupari .. | | 12.17 | | | | 230 | 191 |
| Tobacco and Tobacco Products. | | 18.56 | | | | 173 | 173 |
| Household utilities .. | | 2.55 | | | | 251 | 251 |
| Washing Soap .. | | 14.13 | | | | 159 | 159 |
| Medical care .. | | 12.28 | | | | 139 | 139 |
| Personal care .. | | 17.59 | | | | 220 | 221 |
| Education and Reading. | | 3.23 | | | | 172 | 172 |
| Recreation and Amusement. | | 6.90 | | | | 239 | 239 |
| Transport and Communication. | | 12.59 | | | | 147 | 147 |
| Total .. | | 100.00 | | | | | |

NADED*

335—A rise of 2

In July 1973, Nanded Centre being 28 points the standard of at the Nanded

The index nu a rise in the ave mutton, milk, g banana.

The index nu due to decrease

The six mont office of the Co in July 1973. 6 points to 14

The index nu to 227 due to a

The index nu

CONSUM

I. Food

II. Fuel and I

III. Housing

IV. Clothing a

V. Miscellane

*Details reg page

NANDED***335—A rise of 28 points**

In July 1973, the Consumer Price Index Number for Working Class for the Nanded Centre with base year January to December 1961 equal to 100 was 335 being 28 points higher than that in the preceding month. The index relates to the standard of life ascertained during the year 1958-59 family living survey at the Nanded Centre.

The index number for the food group increased by 46 points to 424 due to a rise in the average prices of rice, jowar, gramdal, masurdal, groundnut oil, mutton, milk, ghee, tamarind, onion (white), brinjal, tomato (Red), garlic and banana.

The index number for the fuel and light group decreased by 1 point to 175 due to decrease in the average price of kerosene oil.

The six monthly house rent survey ending June 1973 was conducted by the office of the Commissioner of Labour and Director of Employment, Bombay in July 1973. Accordingly, the index number for house rent increased by 6 points to 147.

The index number for the clothing and footwear group decreased by 1 point to 227 due to a fall in the prices of dhoti, saree and long cloth.

The index number for the Miscellaneous group remained stationary at 191.

**CONSUMER PRICE INDEX NUMBERS FOR WORKING CLASS FOR
NANDED CITY**

(Average prices for the calendar year 1961=100)

| Groups | Weight proportional to total expenditure | Group Index Number | |
|---------------------------------|---------------------------------------------------|--------------------|--------------|
| | | June 1973 | July 1973 |
| I. Food | 61.46 | 378 | 424 |
| II. Fuel and Light | 5.88 | 176 | 175 |
| III. Housing | 4.62 | 141 | 147 |
| IV. Clothing and Footwear | 12.22 | 228 | 227 |
| V. Miscellaneous | 15.82 | 191 | 191 |
| Total .. | 100.00 | | |
| Consumer Price Index Number .. | | 307 | 335 |

CONSUMER PRICE INDEX NUMBERS FOR WORKING CLASS FOR
NANDED CENTRE— contd.

| Articles 1 | Unit of quantity 2 | Weight proportional to total ex- penditure 3 | Price per unit of quantity | | | Index Number | |
|---------------------------------------------------------|--------------------------|----------------------------------------------------------|----------------------------|-------------------|-------------------|-------------------|-------------------|
| | | | Basic price 4 | June 1973 5 | July 1973 6 | June 1973 7 | July 1973 8 |
| I. Food Group— | | | Rs. P. | Rs. P. | Rs. P. | | |
| (a) Cereals and Cereal Products— | | | | | | | |
| (1) Rice .. | Kg. .. | 13.02 | 0.64 | 1.24(i) | 286 | 194 | 447 |
| (2) Wheat .. | | 6.81 | 0.42 | 0.89 | 0.89 | 212 | 212 |
| (3) Jowar .. | | 30.64 | 0.34 | 2.13 | 2.23 | 626 | 656 |
| (4) Grinding charges .. | 5 Kgs. .. | 2.82 | 0.13 | 0.15 | 0.15 | 115 | 115 |
| Total .. | | 53.29 | | | | | |
| Index Number Sub-group I (a). | | | | | | 441 | 519 |
| (b) Pulses and Pulse Products— | | | | | | | |
| (1) Turdal— (i) Gawran (medium) | Kg. .. | 3.89 | 0.64 | 2.48 | 2.47 | 388 | 386 |
| (2) Gramdal Punjab (medium). | | 1.84 | 0.57 | 2.12 | 2.35 | 372 | 412 |
| (3) Moongdal— Without husk .. | | 1.55 | 0.66 | 3.18 | 3.15 | 482 | 477 |
| (4) Uriddal without husk | | 0.54 | 0.77 | 3.01 | 3.00 | 391 | 390 |
| (5) Masurdal— (a) Big .. | | 0.82* | 0.61 | 2.15 | 2.27 | 352 | 372 |
| (b) Medium .. | | | 0.61 | | | | |
| Total .. | | 8.64 | | | | | |
| Index Number Sub-group I (b). | | | | | | 398 | 407 |
| (c) Oil and Fats— | | | | | | | |
| (1) Groundnut Oil Meetha tel (Reddish in Colour). | Kg. .. | 4.84 | 2.22 | 8.04 | 9.03 | 362 | 407 |
| Total .. | | 4.84 | | | | | |

LABOUR GAZETTE—SEPTEMBER 1973

**CONSUMER PRICE INDEX NUMBERS FOR WORKING CLASS FOR
NANDED CENTRE— contd.**

| Index Number | July 1973 | Articles | Unit of quantity | Weight proportional to total expenditure | Price per unit of quantity | | | Index Number | |
|--------------|-----------|----------------------------|------------------|------------------------------------------|----------------------------|-----------|-----------|--------------|-----------|
| | | | | | Basic price | June 1973 | July 1973 | June 1973 | July 1973 |
| | | 1 | 2 | 3 | 4 | 5 | 6 | 7 | 8 |
| | | | | | Rs. P. | Rs. P. | Rs. P. | | |
| | | (d) Mutton, Fish and Eggs— | | | | | | | |
| | | (1) Mutton— | | | | | | | |
| 4 | 447 | (i) Goat Meat .. | ½ Kg. .. | 5.62 | 1.08 | 2.77 | 2.85 | 250 | 262 |
| 2 | 212 | (ii) Beef .. | Kg. .. | | 0.96 | 2.33 | 2.50 | | |
| 6 | 656 | (2) Fish (dry)— | | | | | | | |
| | | (i) Bombil .. | Kg. .. | 0.61 | 2.46 | 5.50 | 5.50 | | |
| 5 | 113 | (ii) Zinga .. | | | 2.02 | 4.50 | 4.50 | | |
| | | (3) Fish (fresh) — | | | | | | | |
| | | Varieties available in | | | | | | | |
| | | June 1973— | | | | | | | |
| | | (i) Rahu .. | Kg. .. | | 1.19 | 3.50 | | 266 | 235 |
| | | (ii) Katarna .. | | | 1.23 | 4.00 | | | |
| | | Varieties available in | | | | | | | |
| | | July 1973— | | | | | | | |
| 1 | 513 | (i) Rahu .. | Kg. .. | | 1.68 | | 3.50 | | |
| | | (ii) Katarna .. | | | 1.40 | | 4.00 | | |
| | | Total .. | | 6.23 | | | | | |
| | | | | | | | | 251 | 260 |
| | | Index Number Sub- | | | | | | | |
| | | group I(d) | | | | | | | |
| | | (e) Milk and Milk Pro- | | | | | | | |
| | | ducts— | | | | | | | |
| 471 | | (1) Milk (Buffalo) .. | 200 ml. .. | 4.54 | 0.13 | 0.30 | 0.35 | 231 | 269 |
| 390 | | (2) Ghee (Buffalo) .. | ½ Kg. .. | 0.29 | 3.01 | 8.00 | 8.33 | 266 | 277 |
| | | Total .. | | 4.83 | | | | | |
| | | | | | | | | 233 | 270 |
| | | Index Number Sub- | | | | | | | |
| | | group I (e). | | | | | | | |
| | | (f) Condiments and | | | | | | | |
| | | Spices— | | | | | | | |
| | | (1) Salt white .. | Kg. .. | 0.28 | 0.12 | 0.20 | 0.20 | 167 | 167 |
| | | (2) Turmeric Khandaki | 50 gms. .. | 0.24 | 0.06 | 0.25 | 0.25 | 417 | 417 |
| | | (3) Chillies (dry)— | | | | | | | |
| | | (i) Gawarani (fine) .. | Kg. .. | 4.22 | 1.30 | 5.50 | 5.50 | 423 | 423 |
| | | (ii) Gawarani (med.) | | | 1.18 | 5.00 | 5.00 | | |
| | | (4) Tamarind, Kadiwali | 200 gms. .. | 0.77 | 0.25 | 0.98 | 1.00 | 392 | 400 |
| | | (5) Mixed spices, Bojwar | 50 gms. .. | 1.61 | 0.20 | 0.25 | 0.25 | 125 | 125 |
| | | Total | | 7.12 | | | | | |

LABOUR GAZETTE—SEPTEMBER 1973

**CONSUMER PRICE INDEX NUMBERS FOR WORKING CLASS FOR
NANDED CENTRE— contd.**

| Articles 1 | Unit of quantity 2 | Weight proportional to total expenditure 3 | Price per unit of quantity | | | Index Number | |
|-------------------------------|--------------------------|-----------------------------------------------------|----------------------------|-------------------|-------------------|-------------------|-------------------|
| | | | Basic Price 4 | June 1973 5 | July 1973 6 | June 1973 7 | July 1973 8 |
| | | | Rs. P. | Rs. P. | Rs. P. | | |
| Edible and Vegetables— | | | | | | | |
| Onions— | | | | | | | |
| size | 1 Kg. | 0.69 | 0.30 | 0.73 | 0.67 | 218 | 217 |
| all size | " | | 0.26 | 0.50 | 0.55 | | |
| Onions— | | | | | | | |
| size | Kg. | 0.97* | 0.31 | ... | ... | 219 | 274 |
| all size | " | | 0.31 | 0.68 | 0.85 | | |
| Onions (Kali) | 250 gms. | 0.50 | 0.11 | 0.35 | 0.36 | 318 | 327 |
| Onions— | | | | | | | |
| Onions | 250 gms. | 0.39* | 0.21 | 0.62 | 0.83 | 295 | 395 |
| Onions | " | | 0.13 | ... | | | |
| Gawathan | 50 gms. | 0.54 | 0.05 | 0.20 | 0.24 | 400 | 480 |
| Vegetables— | | | | | | | |
| available in the | | | | | | | |
| of June 1973— | | | | | | | |
| var Phalli | 250 gms. | 1.20 | 0.09 | 0.28 | | 302 | |
| ela | " | | 0.14 | 0.41 | | | |
| available in the | | | | | | | |
| of July 1973 — | | | | | | | |
| ela | 250 gms. | | 0.11 | | 0.45 | | 268 |
| ies Finger | " | | 0.23 | | 0.29 | | |
| Total .. | | 4.29 | | | | | |
| Number Sub- | | | | | | 283 | 306 |
| and Fruit | | | | | | | |
| Onions— | | | | | | | |
| size | Dozen | 0.87 | 0.35 | 1.35 | 1.39 | 347 | 388 |
| medium | " | | 0.29 | 1.03 | 1.12 | | |
| all | " | | 0.22 | 0.66 | 0.84 | | |
| Total .. | | 0.87 | | | | | |
| Number Sub- | | | | | | 347 | 388 |
| Honey and | | | | | | | |
| Products— | | | | | | | |
| Grade | Kg. | 3.57 | 1.17 | 3.05 | 2.15 | 261 | 184 |
| ran 1st quality | 200 gms. | 0.70 | 0.10 | 0.42 | 0.42 | 420 | 420 |
| ran 2nd quality | | | | | | | |

**CONSUMER PRICE INDEX NUMBERS FOR WORKING CLASS FOR
NANDED CENTRE— contd.**

| Articles 1 | Index Number 2 | Sub- group (j). |
|------------------------------|-------------------|--------------------|
| (j) Beverages— | | |
| (1) Tea leaf— | | |
| (i) Brooke Bond | ... | |
| (ii) Lipton | ... | |
| (2) Hot drink— | | |
| (i) Chalu Chaha | ... | |
| (ii) Canteen tea | ... | |
| Total | ... | |
| Index Number Sub- | | |
| Group I(j). | | |
| I. Food Group— | | |
| (a) Cereals and Cereal | | |
| Products. | | |
| (b) Pulses and Pulse | | |
| Products. | | |
| (c) Oils and Fats | | |
| (d) Mutton, Fish and | | |
| Eggs. | | |
| (e) Milk and Milk | | |
| Products. | | |
| (f) Condiments and | | |
| Spices. | | |
| (g) Vegetable and Vege- | | |
| table Products. | | |
| (h) Fruit and Fruit | | |
| Products. | | |
| (i) Sugar, Honey and | | |
| Related Products. | | |
| (j) Beverages | | |
| Total | ... | |
| Index Number for Food | | |
| Group I. | | |
| II. Fuel and Light— | | |
| (1) Firewood and Chips | | |
| (i) Dhawda (old) | ... | |
| (ii) Gaheri | ... | |
| (2) Kerosene | ... | |
| (i) Rock oil white in | | |
| colour. | | |
| (3) M. | | |

LABOUR GAZETTE—SEPTEMBER 1973

SS FOR

**CONSUMER PRICE INDEX NUMBERS FOR WORKING CLASS FOR
NANDED CENTRE— contd.**

| Index Number | | Articles | Unit of quantity | Weight proportional to total expenditure | Price per unit of quantity | | | Index Number | |
|--------------|-----------|----------------------------------------|-------------------|------------------------------------------|----------------------------|-----------|-----------|--------------|-----------|
| June 1973 | July 1973 | | | | Basic price | June 1973 | July 1973 | June 1973 | July 1973 |
| 7 | 8 | | | | 4 | 5 | 6 | 7 | 19 |
| | | | | | Rs. P. | Rs. P. | Rs. P. | | |
| | | (j) Beverages— | | | | | | | |
| | | (1) Tea leaf— | | | | | | | |
| 218 | 217 | (i) Brooke Bond .. | Packet of 50 gms. | 1.13 | 0.35 | 0.55 | 0.55 | 157 | |
| | | (ii) Lipton .. | .. | | 0.35 | 0.55 | 0.55 | | |
| 219 | 274 | (2) Hot drink— | | | | | | | |
| | | (i) Chalu Chaha .. | Per Cup .. | 4.49 | 0.07 | 0.15 | 0.15 | 232 | |
| | | (ii) Canteen tea .. | | | 0.04 | 0.10 | 0.10 | | |
| 318 | 321 | Total .. | | 5.62 | | | | | |
| 295 | 393 | | | | | | | | |
| 400 | 460 | Index Number Sub-group I(j). | | | | | | 217 | |
| | | I. Food Group— | | | | | | | |
| | | (a) Cereals and Cereal Products. | | 53.29 | | | | 441 | |
| 302 | | (b) Pulses and Pulse Products. | | 8.64 | | | | 398 | |
| | | (c) Oils and Fats .. | | 4.84 | | | | 362 | |
| | 268 | (d) Mutton, Fish and Eggs. | | 6.23 | | | | 251 | |
| | | (e) Milk and Milk Products. | | 4.83 | | | | 233 | |
| | | (f) Condiments and Spices. | | 7.12 | | | | 342 | |
| | | (g) Vegetable and Vegetable Products. | | 4.29 | | | | 283 | |
| | | (h) Fruit and Fruit Products. | | 0.87 | | | | 347 | |
| 283 | 306 | (i) Sugar, Honey and Related Products. | | 4.27 | | | | 287 | |
| | | (j) Beverages .. | | 5.62 | | | | 217 | |
| | | Total .. | | 100.00 | | | | | |
| 347 | 388 | Index Number for Food Group I. | | | | | | 378 | |
| | | II. Fuel and Light— | | | | | | | |
| | | (1) Firewood and Chips | | | | | | | |
| 347 | 388 | (i) Dhawda (old) .. | 20 Kgs. .. | 80.76 | 1.66 | 2.82 | 2.82 | 165 | |
| | | (ii) Gaheri .. | | | 1.57 | 2.50 | 2.50 | | |
| | | (2) Kerosene— | | | | | | | |
| | 184 | (i) Rock oil white in colour. | Per litre .. | 13.99 | 0.26 | 0.67 | 0.65 | 258 | |
| 261 | | (3) Match Box— | | | | | | | |
| | | (i) Wimmer .. | Per Box .. | 5.25 | 0.06 | 0.08 | 0.08 | 133 | |

LABOUR GAZETTE—SEPTEMBER 1973

CONSUMER PRICE INDEX NUMBERS FOR WORKING CLASS FOR NAMED CENTRE— contd.

| Articles | Unit of quantity | Weight proportional to total expenditure | Price per unit of quantity | | | Index Number | |
|--------------------|------------------|------------------------------------------|----------------------------|-----------|-----------|--------------|-----------|
| | | | Basic price | June 1973 | July 1973 | June 1973 | July 1973 |
| 1 | 2 | 3 | 4 | 5 | 6 | 7 | 8 |
| Shoeing Rent— | | | Rs. P. | Rs. P. | Rs. P. | | |
| of selected | P.M. | 100.00 | 5.47 | | | 141 | 141 |
| ents. | | | | | | | |
| Total .. | | 100.00 | | | | | |
| Number for Group | | | | | | 141 | 147 |
| Shoeing and Foot- | | | | | | | |
| ing— | | | | | | | |
| loti .. | Per Sq. Metro. | 11.53 | 1.08 | 2.53 | 2.47 | 234 | 229 |
| ce .. | .. | 19.77 | 1.24 | 2.41 | 2.36 | 194 | 190 |
| both for Trousers | .. | 1.58 | 2.74 | 5.36 | 5.67 | 196 | 207 |
| ing cloth .. | .. | 27.48 | 1.44 | 3.85 | 3.59 | 267 | 249 |
| coloured fabrics.. | .. | 31.21 | 1.81 | 4.05 | 4.32 | 224 | 239 |
| Total .. | | 91.57 | | | | | |
| Number for sub- | | | | | | 231 | 230 |
| (a). | | | | | | | |
| Shoeing— | | | | | | | |
| — | | | | | | | |
| a, Janata .. | Per Pair .. | 4.89 | 15.02 | 28.55 | 28.55 | 181 | 181 |
| rona Master | .. | | 18.34 | 31.35 | 31.35 | | |
| pr. | .. | | | | | | |
| pals— | | | | | | | |
| a All wear | Per Pair .. | 3.54 | 4.45 | 10.45 | 10.45 | | |
| ber Sole. | .. | | | | | | |
| anther Bata .. | .. | | 6.18 | 11.05 | 11.05 | 212 | 212 |
| rona Kolhapur | .. | | 8.35 | 19.25 | 19.25 | | |
| rona Bahadur | .. | | 8.65 | 17.55 | 17.55 | | |
| Total .. | | 8.43 | | | | | |
| Number for Sub- | | | | | | 194 | 194 |
| (b). | | | | | | | |
| Shoeing and Foot- | | | | | | | |
| ing | | | | | | | |
| otwear .. | | 91.57 | | | | 231 | 230 |
| otwear .. | | 8.43 | | | | 194 | 194 |
| Total .. | | 100.00 | | | | | |

CONSUMER P

| Articles | | |
|------------------------------------------------------|-------|----|
| | | 1 |
| V. Miscellaneous— | | |
| (a) <i>Pansupari</i> — | | |
| (1) <i>Pan leaf</i> — | | |
| (i) <i>Local (medium)</i> . . . | | |
| (ii) <i>Local (inferior)</i> . . | | |
| (2) <i>Pan finished without masala.</i> | | |
| (3) <i>Supari Manglori</i> . . | | |
| | Total | .. |
| <i>Index Number for Sub-group V(a).</i> | | |
| (b) <i>Tobacco and Tobacco Products</i> — | | |
| (1) <i>Bidi Kalilakali</i> . . | | |
| (2) <i>Cigarettes</i> — | | |
| (i) <i>Golkonda</i> . . | | |
| (ii) <i>Charminar</i> . . | | |
| (3) <i>Jarda Lal Dadhi Brand.</i> | | |
| | Total | .. |
| <i>Index Number for Sub-group V(b).</i> | | |
| (c) <i>Household Utillties</i> — | | |
| (1) <i>Utensils Brass—Lota, Poona</i> . . | | |
| (2) <i>Utensils Aluminium—Baghuna without chbap.</i> | | |
| | Total | .. |
| <i>Index Number for Sub-group V(c).</i> | | |
| (d) <i>Washing soap</i> — | | |
| (1) <i>Laundry ordinary washing and ironing.</i> | | |
| (2) <i>Washing soap Shama</i> | | |

CONSUMER PRICE INDEX NUMBERS FOR WORKING CLASS FOR
NANDED CENTRE— contd.

| Articles 1 | Unit of quantity 2 | Weight proportional to total ex- penditure 3 | Price per unit of quantity | | | Index Number ¹ | |
|------------------------------------------------------|--------------------------|----------------------------------------------------------|----------------------------|-------------------|-------------------|---------------------------|-------------------|
| | | | Basic price 4 | June 1973 5 | July 1973 6 | June 1973 7 | July 1973 8 |
| | | | Rs. P. | Rs. P. | Rs. P. | | |
| V. Miscellaneous— | | | | | | | |
| (a) <i>Pansupari—</i> | | | | | | | |
| (1) Pan leaf— | | | | | | | |
| (i) Local (medium) ... | Bundle of | 2.83 | 0.07 | 0.30 | 0.30 | 464 | 464 |
| (ii) Local (inferior) .. | 25 leaves. | | 0.04 | 0.20 | 0.20 | | |
| (2) Pan finished without masala. | Per Vida. | 6.61 | 0.04 | 0.08 | 0.08 | 200 | 200 |
| (3) Supari Manglori .. | 50 gms. | 4.22 | 0.41 | 0.35 | 0.36 | 85 | 88 |
| Total .. | | 13.66 | | | | | |
| <i>Index Number for Sub- group V(a).</i> | | | | | | 219 | 220 |
| (b) <i>Tobacco and Tobacco Products—</i> | | | | | | | |
| (1) Bidi Kalilakali .. | Bundle of | 9.00 | 0.13 | 0.22 | 0.22 | 169 | 169 |
| (2) Cigarettes— | 25 Bidiies. | | | | | | |
| (i) Golkonda .. | Packet of | 6.34 | 0.10 | 0.32 | 0.32 | 333 | 333 |
| (ii) Charminar .. | 10 Ciga- rettes. | | 0.13 | 0.45 | 0.45 | | |
| (3) Jarda Lal Dadhi Brand. | " .. | 1.63 | 0.14 | 0.25 | 0.25 | 179 | 179 |
| Total .. | Packet of | 16.97 | | | | | |
| <i>Index Number for Sub- group V(b).</i> | 25 gms. | | | | | 231 | 231 |
| (c) <i>Household Utillities—</i> | | | | | | | |
| (1) Utensils Brass— Lota, Poona .. | Kg. .. | 1.90 | 7.80 | 18.00 | 18.00 | 231 | 231 |
| (2) Utensils Aluminium- Baghuna without chhap. | 100 gms. | 0.69 | 0.90 | 1.13 | 1.13 | 126 | 126 |
| Total .. | | 2.59 | | | | | |
| <i>Index Number for Sub- group V(c).</i> | | | | | | 203 | 203 |
| (d) <i>Washing soap—</i> | | | | | | | |
| (1) Laundry ordinary | Per shirt... | 3.74 | 0.12 | 0.20 | 0.20 | 167 | 167 |

CONSUMER PRICE INDEX NUMBERS FOR WORKING CLASS FOR
NANDED CENTRE— contd.

| Articles 1 | Unit of quantity 2 | Weight proportional to total ex- penditure 3 | Price per unit of quantity | | | Index Number | |
|--------------------------------------|------------------------------|--------------------------------------------------------------|----------------------------|-----------------------|-----------------------|-----------------------|-----------------------|
| | | | Basic Price 4 | June 1973 5 | July 1973 6 | June 1973 7 | July 1973 8 |
| | | | Rs. P. | Rs. P. | Rs. P. | | |
| (e) Medical Care— | | | | | | | |
| (1) Patent Medicine— | | | | | | | |
| (i) Anacin .. | 2 Tablets | 9.36 | 0.13 | 0.13 | 0.13 | 128 | 128 |
| (ii) Aspro .. | " | | 0.10 | 0.15 | 0.15 | | |
| (iii) Zinda Tilasmath .. | Bottle | | 0.37 | 0.50 | 0.50 | | |
| (2) Mixture, Doctor's daily Mixture. | Per day | 5.47 | 0.62 | 0.75 | 0.75 | 121 | 121 |
| Total .. | | 14.83 | | | | | |
| Index Number for Sub-group V (e). | | | | | | 126 | 126 |
| (f) Personal Care— | | | | | | | |
| (1) Hair Oil— | | | | | | | |
| (i) Tata Co. Coconut Oil. | Small bottle. | 4.20 | 1.34 | 2.55 | 2.55 | 190 | 190 |
| (2) Barber charges— | | | | | | | |
| (i) Hair cut with shave | Adult .. | 7.20 | 0.41 | 1.00 | 1.00 | 257 | 257 |
| (ii) Hair cut .. | " .. | | 0.31 | 0.75 | 0.75 | | |
| (iii) Shave .. | " .. | | 0.14 | 0.40 | 0.40 | | |
| (3) Toilet soap— | | | | | | | |
| (i) Hamam .. | Cake .. | 1.93 | 0.48 | 0.75 | 0.75 | 156 | 156 |
| (ii) Lifebuoy .. | " .. | | 0.48 | 0.75 | 0.75 | | |
| (4) Blades— | | | | | | | |
| (i) Bharat .. | Packet of 10 blades | 0.07 | 0.47 | 0.88 | 0.88 | 186 | 186 |
| (ii) 6 Morning .. | 2 pkts. of 5 blades each. | | 0.54 | 1.00 | 1.00 | | |
| Total .. | | 13.40 | | | | | |
| Index Number for Sub-group V (f). | | | | | | 221 | 221 |
| (g) Education and Reading— | | | | | | | |
| (1) School fees for VIII Standard. | Per student. | 3.30 | 2.14 | 4.90 | 4.90 | 229 | 229 |
| (2) School Books— | | | | | | | |
| (i) Marathi Vachan Mala. | Per copy | 3.43 | 0.75 | 2.00 | 2.00 | 202 | 202 |
| (ii) Subodh Ganit .. | " .. | | 0.69 | 0.95 | 0.95 | | |
| Total .. | | 6.73 | | | | | |
| Index Number for Sub-group V (g). | | | | | | 215 | 215 |
| (h) Recreation and Amusement— | | | | | | | |
| (1) Cinema—Lowest Class .. | Full ticket. | 6.62 | 0.30 | 0.75 | 0.75 | 250 | 250 |
| Total .. | | 6.62 | | | | | |

(i) Trans

(1) Rai

(i) F

(ii) B

(2) Pos

(i) C

(ii) I

(3) Ri

2 mi

Index

group

V. Mts

(a) Pa

(b) To

Pro

(c) H

(d) W

(e) M

(f) Pe

(g) E

ing

(h) R

An

(i) Tr

mu

Index

LABOUR GAZETTE-- SEPTEMBER 1973

**CONSUMER PRICE INDEX NUMBERS FOR WORKING CLASS FOR
NANDED CENTRE-- contd.**

CLASS FOR

| Index Number | |
|--------------|-----------|
| June 1973 | July 1973 |
| 7 | 8 |
| 128 | 121 |
| 121 | 121 |
| 126 | 125 |
| 190 | 190 |
| 257 | 257 |
| 156 | 156 |
| 186 | 186 |
| 221 | 211 |
| 229 | 229 |
| 202 | 202 |
| 215 | 215 |

| Articles | Unit of quantity | Weight proportional to total expenditure | Price per unit of quantity | | | Index Number | |
|---------------------------------------|------------------|------------------------------------------|----------------------------|-----------|-----------|--------------|-----------|
| | | | Basic Price | June 1973 | July 1973 | June 1973 | July 1973 |
| 1 | 2 | 3 | 4 | 5 | 6 | 7 | 8 |
| | | | Rs. P. | Rs. P. | Rs. P. | | |
| (i) Transport and Communications— | | | | | | | |
| (1) Rail— | | | | | | | |
| (i) Fare for III Class 50 km. | Adult Ticket. | 7.94 | 1.04 | 1.50 | 1.50 | 144 | 144 |
| (ii) Bus—S. T. Bus fare for 20 miles. | .. | 3.14 | 1.00 | 1.55 | 1.55 | 155 | 155 |
| (2) Postage— | | | | | | | |
| (i) Card .. | Single .. | 0.57 | 0.05 | 0.10 | 0.10 | 167 | 167 |
| (ii) M. O. Charges | Rs. 30 .. | | 0.45 | 0.60 | 0.60 | | |
| (3) Rickshaw Fare for 2 miles. | One Passenger. | 3.29 | 0.22 | 0.50 | 0.50 | 227 | 227 |
| Total .. | | 14.94 | | | | | |
| Index Number for Sub-group V(i). | | | | | | 166 | 166 |
| V. Miscellaneous— | | | | | | | |
| (a) Pansupari .. | | 13.66 | | | | 219 | 219 |
| (b) Tobacco and Tobacco Products. | | 16.97 | | | | 231 | 231 |
| (c) Household Utilities | | 2.59 | | | | 203 | 203 |
| (d) Washing soap .. | | 10.26 | | | | 124 | 124 |
| (e) Medical care .. | | 14.83 | | | | 126 | 126 |
| (f) Personal care .. | | 13.40 | | | | 221 | 221 |
| (g) Education and Reading. | | 6.73 | | | | 215 | 215 |
| (h) Recreation and Amusement. | | 6.62 | | | | 250 | 250 |
| (i) Transport and Communication. | | 14.94 | | | | 166 | 166 |
| Total .. | | 100.00 | | | | 191 | 191 |
| Index Number for Group V | | | | | | | |

JALGAON***274—A rise of 15 points**

In July, 1973 the Consumer Price Index Number for Working Class for Jalgaon City with base January to December 1961 equal to 100 was 274 being 15 points higher than that in the preceding month. The index relates to the standard of life ascertained during the year 1958-59 Family Living Survey at Jalgaon Centre.

The index number for the food group increased by 24 points to 334 due to a rise in the average prices of wheat, jowar, gramdal, Moongdal, groundnut oil, milk, ghee, turmeric, chillies (dry), zeera, potatoes, onions, other vegetables, banana and gur.

The index number for the fuel and light group increased by 1 point to 185, due to a rise in the average prices of firewood and chips.

The index number for the clothing and footwear group increased by 6 points to 211 due to a rise in the prices of dhoti, cloth for trouser, long cloth and coloured poplin.

The index numbers for the miscellaneous group and housing remained stationary at 176 and 137 respectively.

**CONSUMER PRICE INDEX NUMBER FOR WORKING CLASS FOR
JALGAON CITY**

(Average price for the calendar year 1961=100)

| Groups | Weight proportional to total expenditure | Group Index Numbers | |
|--------------------------------|---------------------------------------------------|---------------------|--------------|
| | | June 1973 | July 1973 |
| I. Food .. | 60.79 | 310 | 334 |
| II. Fuel and Light .. | 7.20 | 184 | 185 |
| III. Housing .. | 6.11 | 137 | 137 |
| IV. Clothing and Footwear .. | 10.29 | 205 | 211 |
| V. Miscellaneous .. | 15.61 | 176 | 176 |
| Total .. | 100.00 | | |
| Consumer Price Index Number .. | | 259 | 274 |

*Details regarding the scope and method of compilation of the index will be found on pages 758 to 760 of the January 1966 issue of the Labour Gazette.

CONSUMER PRICE INDEX NUMBERS FOR WORKING CLASS FOR
JALGAON CENTRE— contd.

| Articles | Unit of Quantity | Weight proportional to total expenditure | Price per unit of quantity | | | Index Number | |
|------------------------------------------|------------------|------------------------------------------|----------------------------|-------------------|-------------------|--------------|-----------|
| | | | Basic Price | June 1973 | July 1973 | June 1973 | July 1973 |
| 1 | 2 | 3 | 4 | 5 | 6 | 7 | 8 |
| | | | Rs. P. | Rs. P. | Rs. P. | | |
| Food Group— | | | | | | | |
| Cereals and cereal products— | | | | | | | |
| Rice .. | kg. .. | 6.72 | 0.63 | 1.21 | 1.21 ^R | 192 | 192 |
| Wheat .. | " .. | 10.89 | 0.46 | 0.89 | 1.11 | 193 | 241 |
| Jowar .. | " .. | 21.16 | 0.35 | 1.84 | 1.96 | 526 | 560 |
| Grinding charges— for cereals .. | 7 kg. .. | 1.94 | 0.12 | 0.35 | 0.35 | 292 | 292 |
| Total .. | | 40.71 | | | | | |
| | | | | | | 371 | 401 |
| Index Number for Sub-group I (a). | | | | | | | |
| Pulses and Pulse products— | | | | | | | |
| Tur dal— | | | | | | | |
| (i) Jalna .. | kg. .. | 3.79 | 0.73 | 2.60 | 2.60 | 356 | 356 |
| (ii) Gawran (Bharwa) .. | " .. | | 0.66 | | | | |
| Gram dal .. | " .. | 2.13 | 0.58 | 2.07 | 2.32 | 357 | 400 |
| Moong dal— | | | | | | | |
| (i) With husk .. | kg. .. | 1.35 | 0.70 | 3.12 | 3.16 | 420 | 426 |
| (ii) Without husk .. | " .. | | 0.83 | 3.27 | 3.32 | | |
| Ur dal— | | | | | | | |
| (i) With husk .. | kg. .. | 0.86 | 0.65 | 2.80 | 2.80 | 398 | 398 |
| (ii) Without husk .. | " .. | | 0.83 | 3.03 | 3.03 | | |
| Total .. | | 8.13 | | | | | |
| | | | | | | 371 | 384 |
| Index Number for Sub-group I (b). | | | | | | | |
| Oil and Fats — | | | | | | | |
| Groundnut oil .. | kg. .. | 7.21 | 2.28 | 7.92 | 9.01 | 347 | 395 |
| Vanaspathi .. | kg. .. | 1.16 | 1.99 | 3.42 ^R | 3.42 ^R | 172 | 172 |

CONSUMER PRICE INDEX NUMBERS FOR WORKING CLASS FOR JALGAON CENTRE— contd.

| Articles | Unit of Quantity | Weight proportional to total expenditure | Price per unit of quantity | | | Index Number | |
|------------------------------------|------------------|------------------------------------------|----------------------------|-----------|-----------|--------------|-----------|
| | | | Basic Price | June 1973 | July 1973 | June 1973 | July 1973 |
| 1 | 2 | 3 | 4 | 5 | 6 | 7 | 8 |
| | | | Rs. P. | Rs. P. | Rs. P. | | |
| (d) Mutton, Fish and Eggs— | | | | | | | |
| (1) Mutton— | | | | | | | |
| (i) Goat meat .. | ½ kg. .. | 4.38 | 1.45 | 3.00 | 3.00 | 207 | 207 |
| (2) Fish (dry)— | | | | | | | |
| (i) Bombil big .. | kg. .. | 0.91 | 2.72 | 7.60 | 8.00 | | |
| (ii) Zinga .. | " .. | | 2.70 | 6.00 | 6.00 | | |
| (3) Fish fresh— | | | | | | | |
| Varieties selected for June 1973.— | | | | | | | |
| (i) Rahu .. | " .. | | 2.14 | 4.00 | | | |
| (ii) Sanakhhol .. | " .. | | 1.79 | 4.00 | | 204 | 180 |
| (iii) Barile machali .. | " .. | | 1.05 | 2.17 | | | |
| Varieties selected for July 1973.— | | | | | | | |
| (i) Sanakhhol .. | " .. | | 2.68 | | 4.00 | | |
| (ii) Barile machali .. | " .. | | 1.11 | | 2.17 | | |
| (iii) Karsi .. | " .. | | 2.59 | | 3.17 | | |
| Total .. | | 5.29 | | | | | |
| Index Number for Sub-group I(d). | | | | | | 210 | 205 |
| (e) Milk and Milk products— | | | | | | | |
| (1) Milk (Buffalo) .. | l. .. | 8.42 | 0.77 | 1.94 | 2.00 | 252 | 260 |
| (2) Ghee (Buffalo) .. | ½ kg. .. | 1.31 | 3.71 | 8.45 | 10.00 | 228 | 270 |
| Total .. | | 9.73 | | | | | |
| Index Number for Sub-group I(e). | | | | | | 249 | 261 |
| (f) Condiments and Spices | | | | | | | |
| (1) Salt— | | | | | | | |
| (i) White .. | kg. .. | 0.29 | 0.13 | 0.22 | 0.22 | 176 | 176 |
| (ii) Black .. | " .. | | 0.12 | 0.22 | 0.22 | | |
| (2) Turmeric— | | | | | | | |
| (i) Sangli (whole) .. | 250 g. .. | 0.30 | 0.34 | 1.31 | 1.36 | 385 | 400 |
| (3) Chillies (dry)— | | | | | | | |
| (i) Asoda .. | kg. .. | 4.56 | 1.65 | 5.45 | 5.74 | 330 | 348 |
| (4) Coriander .. | 250 g. .. | 0.24 | 0.31 | 0.85 | 0.85 | 274 | 274 |
| (5) Mixed spices— | | | | | | | |
| (i) Garam Masala .. | " .. | 1.86 | 4.95 | 11.22 | 11.22 | | |
| (ii) Lahoti powder .. | 200 gr. .. | | 1.79 | 1.71 | 1.71 | 161 | 161 |
| (6) Jira .. | 250 gr. .. | 0.37 | 0.68 | 1.84 | 1.86 | 211 | 274 |
| Total .. | | 7.62 | | | | | |

CO

Arti

(g) Vegetab
table Prod(1) Potato
(i) Big

(ii) Sma

(2) Onion
(i) Red

(ii) Wh

(3) Garlic

(4) Other

Varieties

June 1973

(i) Ladi

(ii) Pumi

(iii) Dodi

Varieties

July 1973

(i) Mully

(ii) Chaw

(iii) Padw

Index Nu

group I (

(h) Fruits

ducts—

(1) Bana

(i) Big

(ii) Sm

Index N

group I (

(i) Sugar

related

(1) Sug

(2) Gur

(i) K

Quali

CONSUMER PRICE INDEX NUMBERS FOR WORKING CLASS FOR
JALGAON CENTRE—*contd.*

| Articles | Unit of Quantity | Weight proportional to total expenditure | Price per unit of quantity | | | Index Number | |
|-------------------------------------|------------------|------------------------------------------|----------------------------|-----------|-----------|--------------|-----------|
| | | | Basic Price | June 1973 | July 1973 | June 1973 | July 1973 |
| 1 | 2 | 3 | 4 | 5 | 6 | 7 | 8 |
| | | | Rs. P. | Rs. P. | Rs. P. | | |
| <i>able and Vegetable products—</i> | | | | | | | |
| oes— | | | | | | | |
| .. | ½ kg. | 1.15 | 0.28 | 0.58 | 0.59 | 201 | 207 |
| .. | .. | | 0.24 | 0.47 | 0.49 | | |
| ns— | | | | | | | |
| 1 | kg. | 0.86 | 0.27 | 0.53 | 0.75 | 198 | 291 |
| ite | .. | | 0.27 | 0.54 | 0.82 | | |
| c | 250 g. | 0.54 | 0.20 | 1.46 | 1.46 | 730 | 730 |
| r Vegetables selected for | | | | | | | |
| 3— | | | | | | | |
| ies fingers | 250 g. | 2.92 | 0.25 | 0.22 | 155 | | |
| pkin | .. | | 0.09 | 0.16 | | | |
| ka | .. | | 0.13 | 0.26 | | | |
| selected for | | | | | | | |
| 3— | | | | | | | |
| li sheng | .. | | 0.04 | | 0.14 | 285 | |
| val | .. | | 0.26 | | 0.43 | | |
| | .. | | 0.13 | | 0.44 | | |
| Total .. | | 5.47 | | | | | |
| umber for Sub- | | | | | | 228 | 313 |
| (g). | | | | | | | |
| <i>and Fruit products—</i> | | | | | | | |
| na— | | | | | | | |
| .. | dozen | 1.61 | 0.29 | 0.75 | 0.92 | 260 | 311 |
| .. | .. | | 0.23 | 0.60 | 0.70 | | |
| Total .. | | 1.61 | | | | | |
| umber for Sub- | | | | | | 260 | 311 |
| (h). | | | | | | | |
| <i>Honey and products—</i> | | | | | | | |
| r | kg. | 5.60 | 1.23 | 2.37 | 2.37 | 193 | 193 |
| — | | | | | | | |
| pargaon | 1st | 1.63 | 0.57 | 2.36 | 2.48 | 414 | 435 |
| y. | | | | | | | |
| Total .. | | 7.23 | | | | | |

LABOUR GAZETTE—SEPTEMBER 1973

CONSUMER PRICE INDEX NUMBERS FOR WORKING CLASS FOR
JALGAON CENTRE—*contd.*

| Articles | Unit of Quantity | Weight proportional to total expenditure | Price per unit of quantity | | | Index Number | |
|----------------------------------------|------------------|------------------------------------------|----------------------------|-----------|-----------|--------------|-----------|
| | | | Basic Price | June 1973 | July 1973 | June 1973 | July 1973 |
| 1 | 2 | 3 | 4 | 5 | 6 | 7 | 8 |
| | | | Rs. P. | Rs. P. | Rs. P. | | |
| (j) Beverages— | | | | | | | |
| (1) Tea leaf— | | | | | | | |
| (f) Brooke Bond | Pkt. of 50g. | 2.11 | 0.40 | 0.60 | 0.60 | 148 | 148 |
| Putli Brand | .. | .. | 0.41 | 0.60 | 0.60 | | |
| (11) Lipton | .. | .. | 0.41 | 0.60 | 0.60 | | |
| Lable | .. | .. | 0.41 | 0.60 | 0.60 | | |
| (2) Hot drink— | | | | | | | |
| Prepared tea | Cup of 3½ ozs. | 3.73 | 0.12 | 0.25 | 0.25 | 208 | 208 |
| Total .. | | 5.84 | | | | | |
| Index Number for Sub-group I(j). | | | | | | 187 | 187 |
| I. Food— | | | | | | | |
| (a) Cereals and Cereal Products. | | 40.71 | | | | 371 | 401 |
| (b) Pulses and Pulse Products. | | 8.13 | | | | 371 | 384 |
| (c) Oils and Fats | | 8.37 | | | | 323 | 364 |
| (d) Mutton, Fish and Eggs. | | 5.29 | | | | 210 | 205 |
| (e) Milk and Milk Products. | | 9.73 | | | | 249 | 261 |
| (f) Condiments and Spices. | | 7.62 | | | | 281 | 292 |
| (g) Vegetables and Vegetable Products. | | 5.47 | | | | 228 | 313 |
| (h) Fruits and Fruit Products. | | 1.61 | | | | 260 | 311 |
| (i) Sugar, Honey and related Products. | | 7.23 | | | | 243 | 247 |
| (j) Beverages | | 5.84 | | | | 187 | 187 |
| Total .. | | 100.00 | | | | | |
| Index Number for all Food groups. | | | | | | 310 | 334 |
| II. Fuel and Light— | | | | | | | |
| (1) Firewood and chips— | | | | | | | |
| (f) Khair | 37 kgs. | 78.50 | 3.39 | 6.50 | 6.50 | 199 | 200 |
| (11) Dhawda | .. | | 3.15 | 6.50 | 6.50 | | |
| (111) Adjator Mixed | .. | | 2.71 | 5.40 | 5.50 | | |
| (2) Kerosene— | | | | | | | |
| (f) Chakkar Brand | 1 | 11.40 | 0.45 | 0.65 | 0.65 | 144 | 144 |
| (3) Electricity charges | Per Unit | 6.28 | 0.50 | 0.36 | 0.36 | 72 | 72 |
| (4) Match Box— | | | | | | | |
| Horse head brand | Box of 50 | 3.82 | 0.06 | 0.10 | 0.10 | 167 | 167 |
| Box of 50 sticks. | sticks | | | | | | |

III. Housing
(1) Rent—
(1) Rent
tenc.

Index Num
Group—

IV. Clothing
wear—
(a) Clothing
(1) Dhoti
(2) Saree
(3) Cloth f
(4) Long c
(5) Colour

Index num
group IV (a)

(b) Foot wear
(1) Shoes—
(f) Bata
(11) Caron
(2) Chapp
(f) Bata

Index num
Group IV (b)

IV. Clothing
wear—
(1) Clothi
(2) Foot w

Index Num
IV—

V. Miscellaneous
(a) Pan Sup
(1) Pan le
(f) Akd

(2) Pan fir
(f) With
(3) Supari
(4) Katha
(f) Kan
(11) Bel

CONSUMER PRICE INDEX NUMBERS FOR WORKING CLASS FOR
JALGAON CENTRE—*contd.*

| Article 1 | Unit of Quantity 2 | Weight proportional to Total expenditure 3 | Price per unit of quantity | | | Index Number | |
|---------------------------------|--------------------------|-----------------------------------------------------|----------------------------|--------------------|--------------------|--------------------|--------------------|
| | | | Basic Price 4 | June. 1973 5 | July. 1973 6 | June. 1973 7 | July. 1973 8 |
| | | | Rs. P. | Rs. P. | Rs. P. | | |
| ing for selected cements. | p.m. .. | 100.00 | | | | 137 | 137 |
| Total .. | | 100.00 | | | | | |
| umber for III | | | | | | 137 | 137 |
| ing and Foot- | | | | | | | |
| g— | per sq. mt. | 17.82 | 1.23 | 2.36 | 2.41 | 192 | 196 |
| .. | .. | 27.15 | 1.24 | 2.22 | 2.16 | 179 | 174 |
| for trouser | .. | 0.51 | 2.15 | 5.67 | 5.78 | 264 | 269 |
| cloth | .. | 32.06 | 1.61 | 3.96 | 4.18 | 246 | 260 |
| red poplin | .. | 14.36 | 2.13 | 4.19 | 4.46 | 197 | 209 |
| Total .. | | 91.90 | | | | | |
| umber for Sub- | | | | | | 208 | 214 |
| (a)— | | | | | | | |
| ear— | | | | | | | |
| a Co. .. | per pair .. | 3.53 | 17.20 } | 29.65 } | 29.65 } | 169 | 169 |
| ona Co. .. | .. | | 18.78 } | 31.25 } | 31.25 } | | |
| als— | | | | | | | |
| a Co. .. | .. | 4.57 | 6.25 | 10.45 | 10.45 | 167 | 167 |
| Total .. | | 8.10 | | | | | |
| umber for Sub- | | | | | | 168 | 168 |
| (b).— | | | | | | | |
| ing and Foot- | | | | | | | |
| ing | | 91.90 | | | | 208 | 214 |
| wear | | 8.10 | | | | 168 | 168 |
| Total .. | | 100.00 | | | | | |
| umber for Group | | | | | | 205 | 211 |
| aneous— | | | | | | | |
| pari— | | | | | | | |
| af— | | | | | | | |
| la pan .. | Bundle of 100 | 2.01 | 0.55 | 0.88 | 0.93 | 160 | 169 |
| nished— | | | | | | | |
| h Masala .. | Vida .. | 5.39 | 0.04 | 0.06 | 0.06 | 150 | 150 |
| i (Manglori) .. | 250 g. | 2.81 | 2.98 | 2.09 | 2.08 | 100 | 100 |
| pur .. | 50 g. .. | 0.85 | 0.73 } | 1.23 } | 1.23 } | 175 | 175 |
| raum .. | .. | | 0.36 } | 0.65 } | 0.65 } | | |
| Total .. | | 11.06 | | | | | |
| umber for Sub- | | | | | | 141 | 143 |
| (a). | | | | | | | |

LABOUR GAZETTE—SEPTEMBER 1973

**CONSUMER PRICE INDEX NUMBER FOR WORKING CLASS FOR
JALGAON CENTRE— contd.**

| Articles | Unit of Quantity | Weight proportional to total expenditure | Price per unit of quantity | | | Index Number | |
|--------------------------------------------|------------------|------------------------------------------|----------------------------|------------|-----------|--------------|-----------|
| | | | Basic price | June. 1973 | July 1973 | June. 1973 | July 1973 |
| 1 | 2 | 3 | 4 | 5 | 6 | 7 | 8 |
| b) Tobacco and Tobacco Products— | | | Rs. P. | Rs. P. | Rs. P. | | |
| (1) Bidis— | | | | | | | |
| (i) Camel brand .. | Bundle of 25 | 5.80 | 0.19 | 0.38 | 0.38 | 179 | 179 |
| (ii) Shildar .. | " " | " " | 0.19 | 0.30 | 0.30 | | |
| (2) Jarda— | | | | | | | |
| (i) Gangaram Brand. | Pkt. of 50g. | 3.54 | 0.24 | 0.55 | 0.55 | 234 | 234 |
| (ii) Chandrakant brand .. | " " | " " | 0.23 | 0.55 | 0.55 | | |
| Total .. | | 9.34 | | | | | |
| Index Number for Sub-group V(b)— | | | | | | 200 | 200 |
| c) Household utilities— | | | | | | | |
| (1) Utensils— | | | | | | | |
| (i) Lota (Poona) .. | ½ kg. .. | 5.28 | 3.55 | 9.00 | 9.00 | 257 | 257 |
| (ii) Lota (Nasik) .. | " " | " " | 3.45 | 9.00 | 9.00 | | |
| Total .. | | 5.28 | | | | | |
| Index Number for Sub-group V(c)— | | | | | | 257 | 257 |
| d) Washing Soap— | | | | | | | |
| (1) Laundry— | | | | | | | |
| (i) Ordinary washing and ironing of cotton | per piece .. | 2.54 | 0.10 | 0.20 | 0.20 | 200 | 200 |
| (2) Washing soap— | | | | | | | |
| (i) 501 Bar Soap .. | Bar .. | 7.44 | 1.40 | 2.10 | 1.10 | 165 | 169 |
| (ii) B. Dhantak Co. | Cake .. | " " | 0.40 | 0.72 | 0.75 | | |
| Total .. | | 9.98 | | | | | |
| Index Number for Sub-group V(d)— | | | | | | 174 | 177 |
| e) Medical Care— | | | | | | | |
| (1) Dr. Vaze's Cough syrup. | Small bottle. | 3.80 | 1.50 | 2.00 | 2.00 | 133 | 133 |
| (2) Daily mixture .. | per day .. | 11.98 | 0.58 | 0.62 | 0.62 | 107 | 107 |
| Total .. | | 15.78 | | | | | |
| Index Number for Sub- | | | | | | | |

CONS

Article

1

(f) Personal care—
(1) Hair oil —
Tata Co.

(2) Barber charge—
(i) Hair cut

(ii) Hair cream

(iii) Shave

(3) Toilet Soap—

(i) Life Bu

(ii) Hamam

(4) Blades—

(i) Bharat

(ii) Six M

Index Number
group V (f).

(g) Education—

ing—

(1) Books—

Balbhar

Chauhan

(2) School f

For VIII

Index Number

group V (g)

(h) Recreation—

ment—

(1) Cinema

Index Number

group V (h)

(i) Transport

munication

(1) Rail—

Railwa

(2) Bus f

S. T. Bu

ticket).

(3) Posta

(i) Sin

(ii) M

Rs.

CONSUMER PRICE INDEX NUMBERS FOR WORKING CLASS FOR
JALGAON CENTRE— contd.

| Articles | Unit of quantity | Weight proportional to total expenditure | Price per unit of quantity | | | Index Number | |
|-----------------------------------|--------------------------|------------------------------------------|----------------------------|------------|-----------|--------------|-----------|
| | | | Basic Price | June. 1973 | July 1973 | June. 1973 | July 1973 |
| 1 | 2 | 3 | 4 | 5 | 6 | 7 | 8 |
| | | | Rs. P. | Rs. P. | Rs. P. | | |
| (f) Personal care— | | | | | | | |
| (1) Hair oil — Tata Co. .. | Small bottle | 4.89 | 1.32 | 2.80 | 2.80 | 212 | 212 |
| (2) Barber charges— | | | | | | | |
| (i) Hair cut with shave | Adult .. | 7.32 | 0.50 | 1.25 | 1.25 | 217 | 217 |
| (ii) Hair cut .. | | .. | 0.40 | 1.00 | 1.00 | | |
| (iii) Shave .. | | .. | 0.20 | 0.30 | 0.30 | | |
| (3) Toilet Soap— | | | | | | | |
| (i) Life Buoy .. | Cake .. | 3.02 | 0.48 | 0.75 | 0.77 | 155 | 159 |
| (ii) Hamam cake .. | | .. | 0.49 | 0.75 | 0.77 | | |
| (4) Blades— | | | | | | | |
| (i) Bharat Blade .. | Pkt. of 10 blades. | 0.11 | 0.44 | 0.80 | 0.80 | 179 | 179 |
| (ii) Six Morning .. | 2 Pkts. of 5 blades each | .. | 0.57 | 1.00 | 1.00 | | |
| Total | | 15.34 | | | | 203 | 204 |
| Index Number for Sub-group V (f). | | | | | | | |
| (g) Education and Reading— | | | | | | | |
| (1) Books— | | | | | | | |
| Balbharati | Copy .. | 5.42 | 0.75 | 2.00 | 2.00 | 267 | 267 |
| Chauthi Pustak. | | | | | | | |
| (2) School fees— | | | | | | | |
| For VIII Std. .. | Per student per month | 3.46 | 5.00 | 5.00 | 5.00 | 100 | 100 |
| Total .. | | 8.88 | | | | | |
| Index Number for Sub-group V (g). | | | | | | | |
| (h) Recreation and Amusement— | | | | | | | |
| (1) Cinema (Lower class) | Adult .. | 6.69 | 0.32 | 0.78 | 0.78 | 244 | 244 |
| Total .. | | 6.69 | | | | | |
| Index Number for Sub-group V (h). | | | | | | | |
| (i) Transport and Communication— | | | | | | | |
| (1) Rail— | | | | | | | |
| Railway fare 50 km. ... | Per Passenger. | 12.48 | 0.98 | 1.50 | 1.50 | 153 | 153 |
| (2) Bus fare— | | | | | | | |
| S. T. Bus 32 km. (Full ticket). | | 4.09 | 1.00 | 1.55 | 1.55 | 155 | 155 |
| (3) Postage— | | | | | | | |
| (i) Single card .. | Per card .. | 1.08 | 0.05 | 0.10 | 0.10 | 167 | 167 |
| (ii) M. O. charges, Rs. 30. | | .. | 0.45 | 0.60 | 0.60 | | |

**CONSUMER PRICE INDEX NUMBERS FOR WORKING CLASS FOR
JALGAON CENTRE— contd.**

| Articles 1 | Unit of Quantity 2 | Weight propor- tional to total ex- penditure 3 | Price per unit of quantity | | | Index Number | |
|----------------------------------------|------------------------------|-------------------------------------------------------------------|----------------------------|-----------------------|-----------------------|------------------------|-----------------------|
| | | | Basic price 4 | June 1973 5 | July 1973 6 | June. 1973 7 | July 1973 8 |
| V. Miscellaneous— | | | Rs. P. | Rs. P. | Rs. P. | | |
| (a) Pan-Supari .. | | 11.06 | .. | .. | .. | 141 | 143 |
| (b) Tobacco and Tobacco Products. | | 9.34 | .. | .. | .. | 200 | 200 |
| (c) Household Utilities | | 5.28 | .. | .. | | 257 | 257 |
| (d) Washing Soap .. | | 9.98 | .. | .. | | 174 | 177 |
| (e) Medical Care .. | | 15.78 | .. | .. | .. | 113 | 113 |
| (f) Personal Care .. | | 15.34 | .. | .. | .. | 203 | 204 |
| (g) Education and Read- ing. | | 8.88 | .. | .. | .. | 202 | 202 |
| (h) Recreation and Amusement. | | 6.69 | .. | .. | .. | 244 | 244 |
| (i) Transport and Com- munications. | | 17.65 | .. | .. | .. | 154 | 154 |
| Total .. | | 100.00 | | | | | |
| Index Number for Group V. | | | | | | 176 | 176 |

FOR

LABOUR GAZETTE—SEPTEMBER 1973

POONA*

232—A rise of 5 points

In July 1973, the Consumer price Index Number for Working Class for Poona Centre with base January to December 1961 equal to 100 was 232 being 5 points higher than that in the preceding month. The index relates to the standard of life ascertained during the year 1958-59 Family Living Survey at the Poona Centre.

The index number for the food group increased by 8 points to 274 due to rise in the average prices of bajari, turdal, gramdal, moongdal, groundnut oil, mutton, bombil, zinga, eggs, ghee, chillies (dry), turmeric, tamarind, potatoes, onions, brinjals, tomatoes, and other vegetables.

The index number for the fuel and light group increased by 5 points to 192 due to a rise in the prices of firewood and charcoal.

The index number for the clothing and footwear group increased by 2 points to 213 due to a rise in the prices of saree, cloth for trouser and long cloth.

The index number for the miscellaneous group and housing remained stationary at 172 and 124 respectively.

CONSUMER PRICE INDEX NUMBERS FOR WORKING CLASS FOR POONA CITY

(Average prices for the calendar year 1961=1.0)

| Groups | Weight proportional to total expenditure | Group Index Numbers | |
|---------------------------------|------------------------------------------|---------------------|-----------|
| | | June 1973 | July 1973 |
| I. Food | 55.85 | 266 | 274 |
| II. Fuel and Light | 6.89 | 192 | 197 |
| III. Housing | 6.65 | 124 | 124 |
| IV. Clothing and Footwear | 10.31 | 211 | 213 |
| V. Miscellaneous | 20.30 | 172 | 172 |
| Total .. | 100.00 | | |

**CONSUMER PRICE INDEX NUMBERS FOR WORKING CLASS FOR
POONA CENTRE— *conyd.***

| Articles | Unit of quantity | Weight proportional to total expenditure | Price per unit of quantity | | | Index Number | |
|-----------------------------------------|------------------|------------------------------------------|----------------------------|-----------|-----------|--------------|------------|
| | | | Basic price | June 1973 | July 1973 | June 1973 | July 1973 |
| 1 | 2 | 3 | 4 | 5 | 6 | 7 | 8 |
| I. Food Group— | | | Rs. P. | Rs. P. | Rs. P. | | |
| (a) Cereals and Cereal Products— | | | | | | | |
| (1) Rice .. | kg. .. | 13.81 | 0.76 | 1.32 | 1.30 | 174 | 171 |
| (2) Wheat .. | " .. | 11.28 | 0.53 | 0.91 | 0.91 | 172 | 172 |
| (3) Jowar .. | " .. | 8.39 | 0.45 | | | | |
| (4) Bajari .. | " .. | 3.08 | 0.51 | 2.17 | 2.29 | 425 | 449 |
| | | } 11.47 | | | | | |
| (5) Grinding Charges— For Cereals .. | 4 kg. .. | 1.42 | 0.14 | 0.32 | 0.29 | 229 | 207 |
| Total .. | | 37.98 | | | | | |
| Index Number for Sub-group I(a). | | | | | | 251 | 257 |
| (b) Pulses and Pulse Products— | | | | | | | |
| Tur dal— | | | | | | | |
| Laxmi Chhap or Surti (Fine) .. | kg. .. | 3.80 | 0.80 | 2.91 | 3.00 | 364 | 375 |
| Gram dal .. | " .. | 1.81 | 0.60 | 2.17 | 2.39 | 362 | 398 |
| Mung dal— | | | | | | | |
| Without Husk (Medium) .. | " .. | 0.68 | 0.82 | 3.56 | 3.80 | 434 | 463 |
| Total .. | | 6.29 | | | | | |

(c) Oils and
Group
Kara
Vanna
(Lo

Index 1
group 1

(d) M
Eggs
Mutt
Go

Sh
Fish
Bo
Bo
Zi

Fresh
Vari
th
19
(i)
(ii)
(ii)

Vari
m
19
(i)
(i)
(i)
E

Index
group

(e) M
Pr
M

CONSUMER PRICE INDEX NUMBERS FOR WORKING CLASS FOR
POONA CENTRE—contd.

| Articles 1 | Unit of quantity 2 | Weight propor- tional to total expenditure 3 | Price per unit of quantity | | | Index Number | |
|----------------------------------------------|--------------------------|-------------------------------------------------------------|----------------------------|-------------------|-------------------|-------------------|-------------------|
| | | | Basic Price 4 | June 1973 5 | July 1973 6 | June 1973 7 | July 1973 8 |
| | | | Rs. P. | Rs. P. | Rs. P. | | |
| s and Fats— | | | | | | | |
| Peanut Oil .. | kg. | 1.94 | 2.32 | 8.10 | 8.95 | 349 | 386 |
| Radai Oil .. | 1/2 kg. | 3.94 | 1.20 | ..R | ..R | .. | .. |
| Mustard (Dalda) .. | .. | 1.22 | 1.66 | 3.09 | 3.09 | 186 | 186 |
| (Loose) | | | | | | | |
| Total .. | | 7.10 | | | | | |
| Number for Sub- I (c). | | | | | | 321 | 351 |
| utton, Fish and | | | | | | | |
| utton— | | | | | | | |
| Goat Meat .. | 1/2 kg. | 3.68 | 1.51 | 3.50 | 3.75 | 231 | 248 |
| Sheep Meat .. | .. | | 1.52 | 3.50 | 3.75 | | |
| (Dry)— | | | | | | | |
| Bombil (Big) .. | kg. | 1.01 | 2.60 | 6.00 | 6.60 | | |
| Bombil (Small) .. | .. | | 2.46 | 6.00 | 6.60 | | |
| inga .. | .. | | 2.57 | 5.60 | 6.00 | | |
| h Fish— | | | | | | | |
| eties selected in e month of June 73— | | | | | | | |
| Bambay wamb .. | kg. | | 1.90 | 5.55 | | 259 | 258 |
| Butter fish .. | .. | | 2.45 | 6.23 | | | |
| Amali .. | .. | | 1.18 | 3.62 | | | |
| eties selected in the onth of July 73— | | | | | | | |
| Bombay wamb .. | kg. | | 2.29 | | 6.17 | | |
| Butter fish .. | .. | | 2.21 | | 5.86 | | |
| Amali .. | .. | | 1.21 | | .. | | |
| eggs (Hen's) .. | Each | 0.57 | 0.17 | 0.35 | 0.38 | 206 | 224 |
| Total .. | | 5.26 | | | | | |
| Number for Sub- I (d). | | | | | | 234 | 247 |
| ilk and Milk | | | | | | | |
| ducts— | | | | | | | |
| Buffalo .. | 200 ml. | 10.66 | 0.15 | 0.34 | 0.34 | 227 | 227 |
| Amul (tinned) .. | kg. | 0.93 | 7.88 | 17.55 | 18.01 | 223 | 229 |
| Total .. | | 11.59 | | | | | |
| Number for Sub- I (e). | | | | | | 226 | 227 |

LABOUR GAZETTE—SEPTEMBER 1973

CONSUMER PRICE INDEX NUMBERS FOR WORKING CLASS FOR
POONA CENTRE—*contd.*

| Articles | Unit of Quantity | Weight proportional to total expenditure | Price per unit of quantity | | | Index Number | |
|-------------------------------------------|------------------|------------------------------------------|----------------------------|-----------|-----------|--------------|-----------|
| | | | Basic price | June 1973 | July 1973 | June 1973 | July 1973 |
| 1 | 2 | 3 | 4 | 5 | 6 | 7 | 8 |
| Condiments and Spices— | | | Rs. P. | Rs. P. | Ks. P. | | |
| White (Medium) | Kg. .. | 0·16 | 0·11 | 0·22 | 0·22 | 200 | 200 |
| Chillies (Dry) Gawran Medium. | 250 g. .. | 2·04 | 0·47 | 1·37 | 1·41 | 291 | 300 |
| Americ, Sangli and Akhi (Medium). | .. | 0·15 | 0·33 | 1·21 | 1·33 | 367 | 403 |
| Marind-Old Chinch No. 1. | Kg. .. | 0·24 | 1·08 | 4·12 | 4·22 | 381 | 391 |
| Mixed Species—Garam Masala .. | 50 g. .. | 3·27 | 0·84 | 2·54 | 2·54 | 302 | 302 |
| Total .. | | 5·86 | | | | | |
| Number for Sub-I(f). | | | | | | 301 | 305 |
| Vegetables and Vegetable Products— | | | | | | | |
| Onions— | | | | | | | |
| Big Size .. | ½ kg. .. | 1·87 | 0·29 | 0·67 } | 0·67 } | 242 | 246 |
| Small Size .. | " .. | .. | 0·23 | 0·58 } | 0·60 } | | |
| Potatoes— | | | | | | | |
| Big Size .. | kg. .. | 0·92 | 0·31 | 0·75 } | 0·94 } | 256 | 318 |
| Small Size .. | " .. | .. | 0·24 | 0·65 } | 0·80 } | | |
| Cauliflowers—Big Size .. | " .. | 0·56 | 0·49 | 1·42 | 1·68 | 290 | 343 |
| Potatoes—Medium Red .. | " .. | 0·77 | 0·79 | 2·69 | 3·49 | 341 | 442 |
| Other vegetables selected for June 1973— | | .. | .. | .. | .. | .. | .. |
| Bhendi .. | kg. .. | 4·42 | 0·62 | 1·40 } | .. | 323 | .. |
| Ghewada .. | " .. | .. | 0·52 | 2·25 } | | | |
| Tondli .. | " .. | .. | 0·41 | 1·27 } | | | |
| Other vegetables selected for July 1973— | | | | | | | |
| Bhendi .. | kg. .. | .. | 0·69 | | 1·91 } | .. | 334 |
| Tondli .. | " .. | .. | 0·53 | | 1·50 } | | |
| Ghewada .. | " .. | .. | 0·42 | | 1·86 } | | |
| Total .. | | 8·54 | | | | | |
| Number for Sub-I(g). | | | | | | 297 | 323 |
| Fruits and Fruit Products— | | | | | | | |
| Mangoes— | | | | | | | |
| Big Size .. | doz. .. | 1·23 | 0·49 | 1·20 } | 1·15 } | 249 | 243 |
| Small Size .. | " .. | .. | 0·39 | 0·99 } | 0·98 } | | |
| Total .. | | 1·23 | | | | | |
| Number for Sub-I(h). | | | | | | | |

CONSUM

Articles

1

(i) *Sugar, Honey
Related Products—*

Sugar

Gur

Total

*Index Number Sub
I (f).*

(j) *Beverages—*

Tea leaf—
Brooke
(Medium).
Lipton (Medium)

Hot drinks—
Prepared Tea

Total

*Index Number Sub
I (j).*

1. Food Sub-groups

(a) Cereals and products.

(b) Pulses and products.

(c) Oils and Fats products.

(d) Mutton, Fish, Eggs.

(e) Milk and products.

(f) Condiments Spices.

(g) Vegetables and table products.

(h) Fruits and products.

(i) Sugar, Honey Related products.

(j) Beverages

Index Number Sub

LABOUR GAZETTE—SEPTEMBER 1973

**CONSUMER PRICE INDEX NUMBERS FOR WORKING CLASS FOR
POONA CENTRE— contd.**

| Index Number | | Articles | Unit of quantity | Weight proportional to total expenditure | Price per unit of quantity | | | Index Number | |
|--------------|-----------|-----------------------------------------------|-------------------|------------------------------------------|----------------------------|-----------|-----------|--------------|-----------|
| June 1973 | July 1973 | | | | Basic price | June 1973 | July 1973 | June 1973 | July 1973 |
| 8 | 8 | 1 | 2 | 3 | 4 | 5 | 6 | 7 | 8 |
| | | | | | Rs. P. | Rs. P. | Rs. P. | | |
| | | (I) <i>Sugar, Honey and Related Products—</i> | | | | | | | |
| | | Sugar | kg. .. | 6.29 | 1.18 | 2.70 | 2.66 | 229 | 225 |
| | | Gur | " .. | 1.20 | 0.58 | 2.46 | 2.50 | 424 | 431 |
| | | Total .. | | 7.49 | | | | | |
| | | <i>Index Number Sub-group I (I).</i> | | | | | | 260 | 258 |
| | | (J) <i>Beverages—</i> | | | | | | | |
| | | Tea leaf— | | | | | | | |
| | | Brooke Bond | Packet of | 3.43 | 0.38 | 0.60 | 0.60 | 156 | 156 |
| | | (Medium). | 50 gs. | | | | | | |
| | | Lipton (Medium) .. | " .. | .. | 0.39 | 0.60 | 0.60 | | |
| | | Hot drinks— | | | | | | | |
| | | Prepared Tea .. | Cup of 3 1/2 Ozs. | 5.23 | 0.06 | 0.17 | 0.17 | 283 | 283 |
| | | Total .. | | 8.66 | | | | | |
| | | <i>Index Number Sub-group I (J).</i> | | | | | | 233 | 233 |
| | | I. Food Sub-groups— | | | | | | | |
| | | (a) Cereals and Cereal products. | | 37.98 | .. | .. | .. | 251 | 257 |
| | | (b) Pulses and Pulse products. | | 6.29 | .. | .. | .. | 371 | 391 |
| | | (c) Oils and Fats .. | | 7.10 | .. | .. | .. | 221 | 351 |
| | | (d) Mutton, Fish and Eggs. | | 5.26 | .. | .. | .. | 234 | 247 |
| | | (e) Milk and Milk products. | | 11.59 | .. | .. | .. | 226 | 227 |
| | | (f) Condiments and Spices. | | 5.86 | .. | .. | .. | 301 | 305 |
| | | (g) Vegetables and Vegetable products. | | 8.54 | .. | .. | .. | 297 | 323 |
| | | (h) Fruits and Fruit products. | | 1.23 | .. | .. | .. | 249 | 243 |
| | | (i) Sugar, Honey and Related products. | | 7.49 | .. | .. | .. | 260 | 258 |
| | | (J) Beverages .. | | 8.66 | .. | .. | .. | 233 | 233 |
| | | Total .. | | 100.00 | | | | | |

**CONSUMER PRICE INDEX NUMBERS FOR WORKING CLASS FOR
POONA CENTRE— contd.**

| Articles 1 | Unit of quantity 2 | Weight proportion- al to total expenditure 3 | Price per unit of quantity | | | Index Number | |
|-------------------------------------------|--------------------------|----------------------------------------------------------|----------------------------|-------------------|-------------------|-------------------|-------------------|
| | | | Basic Price 4 | June 1973 5 | July 1973 6 | June 1973 7 | July 1973 8 |
| | | | Rs. P. | Rs. P. | Rs. P. | | |
| II. Fuel and Light— | | | | | | | |
| (1) Firewood and chips (Rawal medium). | 37 kg. .. | 30.63 | 3.08 | 6.11 | 6.43 | 198 | 209 |
| (2) Kerosene, Chavi Brand. | 5 litres .. | 24.03 | 1.54 | 3.15 | 3.15 | 205 | 205 |
| (3) Electricity charges .. | Per unit .. | 6.45 | 0.19 | 0.28 | 0.28 | 147 | 147 |
| (4) Charcoal— | | | | | | | |
| (i) Big Size .. | 37 kg. .. | 35.36 | 7.47 | 13.51 | 13.55 | 187 | 190 |
| (ii) Patti or Rawal .. | | | 5.63 | 10.83 | 11.14 | | |
| (5) Match box (Tekka 50 sticks). | Box .. | 3.53 | 0.05 | 0.10 | 0.10 | 200 | 200 |
| Total .. | | 100.00 | | | | | |
| Index Number Group II. | | | | | | 192 | 197 |
| III. Housing— | | | | | | | |
| (2) Rent for selected tenements. | Per month | 100.00 | | | | 124 | 124 |
| Total .. | | 100.00 | | | | | |
| Index Number Group III | | | | | | 124 | 124 |
| IV. Clothing and Foot- wear— | | | | | | | |
| (a) Clothing— | | | | | | | |
| (1) Dhoti .. | Per sq. metre. | 3.57 | 1.28 | 2.46 | 2.46 | 192 | 192 |
| (2) Saree .. | | 29.86 | 1.28 | 2.66 | 2.69 | 208 | 210 |
| (3) Cloth for trousers .. | | 5.25 | 2.62 | 6.00 | 6.39 | 229 | 244 |
| (4) Long cloth .. | | 11.76 | 1.64 | 3.93 | 4.04 | 240 | 246 |
| (5) Coloured Poplin .. | | 40.44 | 2.25 | 4.73 | 4.73 | 210 | 210 |
| Total .. | | 90.88 | | | | | |
| Index Number Sub-group IV(a). | | | | | | 214 | 216 |
| (b) Footwear— | | | | | | | |
| (1) Shoes— | | | | | | | |
| (i) Bata Co. | Per Pair .. | 4.27 | 17.14 | 29.65 | 29.65 | 174 | 172 |
| (ii) Flex Co. | | | 19.30 | 33.95 | 33.95 | | |
| (2) Chappals— | | | | | | | |
| (i) Bata Co. | | 4.85 | 6.18 | 10.45 | 10.45 | 186 | 186 |
| (ii) Flex Co. | | | 8.40 | 17.10 | 17.10 | | |

IV. Clothi
wear—con
(1) Clothi
(2) Foot-y

Index Num

V. Miscel
(a) Pan-S
(1) Par
(i) G
(2) Par
(i) P
(3) Sup
(i) M

Index N
V(a).

(b) Tobac
Produ
(1) Bi
(i) C

(ii) 1
(2) C
(i) C

(ii) 1
(3) Ch
(i) 1
(ii) 1
(iii) S

Index N
V(b).

(c) Hor
Uter
(1) L

SS FOR

LABOUR GAZETTE—SEPTEMBER 1973

CONSUMER PRICE INDEX NUMBERS FOR WORKING CLASS FOR
POONA CENTRE— contd.

| Index Number | | Articles | | Weight proportional to total expenditure | Price per unit of quantity | | | Index Number | |
|--------------|-----------|-----------------------------------|-----------------------|------------------------------------------|----------------------------|-----------|-----------|--------------|-----------|
| June 1973 | July 1973 | 1 | Unit of quantity | | Basic Price | June 1973 | July 1973 | June 1973 | July 1973 |
| 7 | 8 | | 2 | 3 | 4 | 5 | 6 | 7 | 8 |
| | | | | | Rs. P. | Rs. P. | Rs. P. | | |
| 198 | 209 | IV. Clothing and Foot-wear—contd. | | | | | | | |
| 205 | 205 | (1) Clothing .. | | 90.88 | | | | 214 | 216 |
| 147 | 147 | (2) Foot-wear .. | | 9.12 | | | | 181 | 180 |
| 187 | 190 | Total .. | | 100.00 | | | | | |
| 200 | 200 | Index Number Group IV | | | | | | 211 | 213 |
| | | V. Miscellaneous— | | | | | | | |
| | | (a) Pan-Supari— | | | | | | | |
| 92 | 197 | (1) Pan-leaf— | | | | | | | |
| | | (i) Gawran Kachhl. | 100 .. | 1.08 | 0.33 | 1.22 | 1.15 | 370 | 348 |
| | | (2) Pan Finished— | | | | | | | |
| | | (i) Poona Masala .. | Each vial .. | 1.82 | 0.04 | 0.10 | 0.10 | 250 | 250 |
| 24 | 124 | (3) Supari— | | | | | | | |
| | | (i) Manglori .. | 50 gs. .. | 1.57 | 0.45 | 0.49 | 0.49 | 109 | 109 |
| | | Total .. | | 4.47 | | | | | |
| 24 | 124 | Index Number Sub-group V(a). | | | | | | 229 | 224 |
| | | (b) Tobacco and Tobacco Products— | | | | | | | |
| 2 | 192 | (1) Bidies— | | | | | | | |
| 8 | 210 | (i) Charbhai .. | Bundle of 25 bidies. | 2.56 | 0.15 | 0.30 | 0.30 | 200 | 200 |
| 9 | 244 | (ii) Pawar .. | | | 0.15 | 0.30 | 0.30 | | |
| 0 | 246 | (2) Cigarettes— | | | | | | | |
| 0 | 210 | (i) Charminar .. | Pkt. of 10 Cigarettes | 1.94 | 0.15 | 0.50 | 0.50 | 292 | 297 |
| | | (ii) Pila Hathi .. | | | 0.20 | 0.50 | 0.52 | | |
| | | (3) Chewing Tobacco— | | | | | | | |
| | | (i) Akoli Jarda No. 1 | 50 g. .. | 1.92 | 0.37 | 0.50 | 0.50 | 152 | 152 |
| | | (ii) Akoli Jarda No. 2 | | | 0.28 | 0.45 | 0.45 | | |
| | | (iii) Satara Jarda .. | | | 0.31 | 0.50 | 0.50 | | |
| | 216 | Total .. | | 6.42 | | | | | |
| | 172 | Index Number Sub-group V(b). | | | | | | 213 | 215 |

LABOUR GAZETTE—SEPTEMBER 1973

CONSUMER PRICE INDEX NUMBERS FOR WORKING CLASS FOR POONA CENTRE— contd.

| | Unit of quantity | Weight proportional to total expenditure | Price per unit of quantity | | | Index Number | |
|----------|---------------------|------------------------------------------|----------------------------|-----------|-----------|--------------|-----------|
| | | | Basic Price | June 1973 | July 1973 | June 1973 | July 1973 |
| | 2 | 3 | 4 | 5 | 6 | 7 | 8 |
| | | | Rs. P. | Rs. P. | Rs. P. | | |
| charges | Per Piece .. | 4.23 | 0.13 | 0.25 | 0.25 | 192 | 192 |
| ap BB | Cake .. | 7.37 | 0.40 | 0.73 | 0.73 | 182 | 182 |
| total .. | | 11.60 | | | | | |
| b-Group | | | | | | 186 | 185 |
| ine— | | | | | | | |
| Terp | Bottle of 70 ml. | 17.37 | 1.89 | 2.64 | 2.64 | 124 | 124 |
| y Mix- | 2 Tablets .. | ... | 0.12 | 0.13 | 0.13 | | |
| total .. | Per Day .. | 1.35 | 0.57 | 0.78 | 0.78 | | |
| b-Group | | 18.72 | | | | 125 | 125 |
| etc. .. | Small Bottle | 3.37 | 1.34 | 2.66 | 2.66 | 199 | 199 |
| h shave | Per Adult .. | 6.52 | 0.75 | 1.42 | 1.42 | 173 | 173 |
| .. | " .. | | 0.65 | 1.08 | 1.08 | | |
| .. | " .. | | 0.20 | 0.33 | 0.33 | | |
| .. | Cake .. | 2.29 | 0.49 | 0.75 | 0.75 | 156 | 156 |
| .. | " .. | | 0.49 | 0.78 | 0.78 | | |
| .. | " .. | | 0.49 | 0.78 | 0.78 | | |
| .. | Bottle .. | 1.98 | 1.87 | 3.29 | 3.29 | 185 | 185 |
| .. | " .. | | 0.46 | 0.89 | 0.89 | | |
| .. | Packet of 10 | 0.04 | 0.43 | 0.90 | 0.90 | | |
| .. | 2 Packet of 5 each. | | 0.60 | 0.90 | 0.90 | 180 | 180 |
| total .. | | 14.20 | | | | | |
| b-group | | | | | | 178 | 178 |
| Read- | | | | | | | |
| for Std. | Per month | 8.86 | 4.85 | 5.17 | 5.17 | 107 | 107 |
| ks—Std. | | | | | | | |
| Sarita- | Per Copy .. | 2.55 | 2.47 | 3.00 | 2.50 | 124 | 142 |
| lok .. | " .. | | 1.75 | 2.50 | 3.85 | | |
| .. | " .. | | 1.22 | 2.50 | 3.85 | | |

LABO

CONSUMER PRICE

| Articles | Unit of quantity |
|-------------------------------------------------------------------------------------------------------------------------------------------------------------------------------------------------------------------------------------------------|-----------------------------------------------|
| 1 | |
| (h) Recreation and Amusement— Cinema— Lowest Class .. | Ticket |
| Total .. | |
| Index Number Sub-group V(h) | |
| (i) Transport and Communication— (1) Railway— (1) Railway Fare for 50 k.m. (2) Bus Fare— (i) P.M.T. Bus fare 3-22 k.m. (ii) S.T. Fare 48 k.m. (3) Postage— (i) Single Card .. (ii) M. O. Charges .. | Per P Per Rs. |
| Total .. | |
| Index Number Sub-group V(i). | |
| (c) Miscellaneous— (a) Pan Supari .. (b) Tobacco and Tobacco Products. (c) House-hold Utilities (d) Washing Soap .. (e) Medical Care .. (f) Personal Care .. (g) Education and Reading. (h) Recreation and Amusement .. | and |

LABOUR GAZETTE—SEPTEMBER 1973

91

CONSUMER PRICE INDEX NUMBERS FOR WORKING CLASS FOR
POONA CENTRE— contd.

| Index Number | | Articles | Unit of quantity | Weight proportional to total expenditure | Price per unit of quantity | | | Index Number | |
|--------------|-----------|----------------------------------------------------------------------------------|------------------|------------------------------------------|----------------------------|-----------|-----------|--------------|-----------|
| ne 73 | July 1973 | | | | Basic Price | June 1973 | July 1973 | June 1973 | July 1973 |
| 7 | 8 | 1 | 2 | 3 | 4 | 5 | 6 | 7 | 8 |
| | | | | | Rs. P. | Rs. P. | Rs. P. | | |
| 192 | 192 | (h) Recreation and Amusement— Cinema— Lowest Class .. | Ticket .. | 6.74 | 0.52 | 1.25 | 1.25 | 240 | 240 |
| 182 | 182 | Total .. | | 6.74 | | | | | |
| 186 | 185 | Index Number Sub-group V(h) | | | | | | 240 | 240 |
| 124 | 124 | (i) Transport and Communication— (1) Railway— (1) Railway Fare for 50 k.m. | Per Passenger | 6.46 | 0.98 | 1.50 | 1.50 | 153 | 153 |
| 137 | 137 | (2) Bus Fare— (i) P.M.T. Bus fare 3.22 k.m. | | 11.43 | 0.10 | 0.20 | 0.20 | 173 | 173 |
| | | (ii) S. T. Fare 48 k.m. | " .. | | 1.50 | 2.20 | 2.20 | | |
| 125 | 125 | (3) Postage— (i) Single Card .. | Per card .. | 1.29 | 0.05 | 0.10 | 0.10 | 167 | 167 |
| | | (ii) M. O. Charges .. | Rs. 25 .. | | 0.45 | 0.60 | 0.60 | | |
| | | Total .. | | 19.18 | | | | | |
| | | Index Number Sub-group V(i). | | | | | | 166 | 166 |
| | | (c) Miscellaneous— (a) Pan Supari .. | | 4.47 | | | | 229 | 224 |
| | | (b) Tobacco and Tobacco Products. | | 6.42 | | | | 213 | 215 |
| | | (c) House-hold Utilities | | 4.76 | | | | 252 | 252 |
| | | (d) Washing Soap .. | | 11.60 | | | | 186 | 186 |
| | | (e) Medical Care .. | | 18.72 | | | | 125 | 125 |
| | | (f) Personal Care .. | | 14.20 | | | | 178 | 178 |
| | | (g) Education and Reading. | | 13.91 | | | | 126 | 130 |
| | | (h) Recreation and Amusement. | | 6.74 | | | | 240 | 240 |
| | | (i) Transport and Communication. | | 19.18 | | | | 166 | 166 |

CONSUMER PRICE INDEX NUMBERS FOR WORKING CLASS FOR CERTAIN INDUSTRIAL CENTRES IN INDIA

The following table gives the Consumer Price Index Number for Working Class for Bombay, Sholapur, Jalgaon, Nagpur Nanded, Aurangabad, Poona, Madras and Kanpur during June 1973 and July 1973 :—

Consumer Price Index Numbers for Working Class of certain Industrial Centres in India for the months of June 1973 and July 1973.

| Groups | Bombay (a) | | Sholapur (a) | | Nagpur (a) | |
|--------------------------------|------------|-----------|--------------|-----------|------------|-----------|
| | June 1973 | July 1973 | June 1973 | July 1973 | June 1973 | July 1973 |
| Food | 261 | 269 | 312 | 335 | 246 | 311 |
| Pan, Supari, Tobacco, etc. .. | 240 | 240 | 195 | 184 | 214 | 204 |
| Fuel and Light | 208 | 209 | 187 | 189 | 186 | 191 |
| Housing | 118 | 118 | 152 | 151 | 138 | 143 |
| Clothing, bedding, footwear .. | 211 | 215 | 215 | 220 | 237 | 240 |
| Miscellaneous | 175 | 174 | 178 | 180 | 166 | 167 |
| Consumer Price Index Number .. | 230 | 235 | 266 | 281 | 220 | 259 |

| Groups | Jalgaon | | Nanded | | Aurangabad | |
|--------------------------------|-----------|-----------|-----------|-----------|------------|-----------|
| | June 1973 | July 1973 | June 1973 | July 1973 | June 1973 | July 1973 |
| Food | 310 | 334 | 378 | 424 | 362 | 377 |
| Fuel and Light | 184 | 185 | 176 | 175 | 172 | 179 |
| Clothing | 205 | 211 | 228 | 227 | 219 | 220 |
| House Rent | 137 | 137 | 141 | 147 | 194 | 191 |
| Miscellaneous | 176 | 176 | 191 | 191 | 185 | 181 |
| Consumer Price Index Number .. | 259 | 274 | 307 | 335 | 295 | 304 |

| Groups | Poona | | Madras | | Kanpur | |
|--------------------------------------|-----------|-----------|-----------|-----------|-----------|-----------|
| | June 1973 | July 1973 | June 1973 | July 1973 | June 1973 | July 1973 |
| Food | 266 | 274 | | | | |
| Pan, Supari, Tobacco, Intoxicants .. | .. | .. | | | | |
| Fuel and Light | 192 | 197 | I.N.R. | I.N.R. | | |
| Clothing | 211 | 213 | | | | |
| House Rent | 124 | 124 | | | | |
| Miscellaneous | 172 | 172 | | | | |
| Consumer Price Index Number .. | 227 | 232 | | | | |

BASE (a) Average prices for January to December 1960=100.

The following table shows the Consumer Price Index Numbers for Bombay, Sholapur, Jalgaon, Nagpur, Ahmedabad, Madras and Kanpur on base August 1939 equal to 100 :—

| Month and Year | Bombay | Ahmeda- bad | Sholapur | Jalgaon | Nagpur | Madras | Kanpur |
|----------------------|--------|----------------|----------|---------|--------|--------|--------|
| July 1972 | 858 | 825 | 1,078 | 1,084 | 1,060 | I.N.R. | I.N.R. |
| August 1972 | 842 | 834 | 1,104 | 1,100 | 1,065 | | |
| September 1972 | 858 | 834 | 1,119 | 1,106 | 1,065 | | |
| October 1972 | 858 | 860 | 1,141 | 1,116 | 1,065 | | |
| November 1972 | 858 | 868 | 1,173 | 1,143 | 1,070 | | |
| December 1972 | 863 | 899 | 1,199 | 1,153 | 1,070 | | |
| January 1973 | 867 | 916 | 1,199 | 1,148 | 1,065 | | |
| February 1973 | 880 | 934 | 1,214 | 1,164 | 1,075 | | |
| March 1973 | 896 | 951 | 1,256 | 1,180 | 1,081 | | |
| April 1973 | 917 | 964 | 1,297 | 1,211 | 1,096 | | |
| May 1973 | 951 | 973 | 1,355 | 1,238 | 1,133 | | |
| June 1973 | 972 | 999 | 1,392 | 1,370 | 1,148 | | |
| July 1973 | 993 | .. | 1470 | 1449 | 1352 | .. | .. |

INDEX NUMBERS FOR BOMBAY, SHOLAPUR, JALGAON AND AHMEDABAD ON BASE SHIFTED TO 1944 EQUAL TO 100

| Month and Year | Bombay | Ahmedabad | Sholapur | Jalgaon |
|----------------------|--------|-----------|----------|---------|
| July 1972 | 380 | 284 | 392 | 367 |
| August 1972 | 373 | 287 | 401 | 375 |
| September 1972 | 380 | 287 | 406 | 378 |
| October 1972 | 380 | 292 | 414 | 387 |
| November 1972 | 378 | 299 | 426 | 391 |
| December 1972 | 382 | 309 | 435 | 389 |
| January 1973 | 384 | 316 | 441 | 395 |
| February 1973 | 390 | 322 | 456 | 400 |
| March 1973 | 397 | 327 | 471 | 410 |
| April 1973 | 406 | 332 | 471 | 410 |
| May 1973 | 422 | 335 | 492 | 420 |
| June 1973 | 376 | 344 | 505 | 464 |
| July 1973 | 367 | | 534 | 491 |

Labour Intelligence

INDUSTRIAL RELATIONS IN MAHARASHTRA
REVIEW FOR THE MONTH OF JUNE 1973

Courts and Tribunals

| of the Court | No. of applications etc. received during the month | Break-up of the applications |
|----------------------------------------------------------------------------------------------------------------------------------------------------------|-------------------------------------------------------------|-------------------------------------------------------------------------------------------------------------------------------------------------------------------------------------------------------------------------------------------------------------------|
| 1 | 2 | 3 |
| <i>Under Bombay Industrial Relations Act, 1946</i> | | |
| <i>Industrial Courts—</i> | | No. |
| Industrial Court, Maharashtra, Bombay. | 24 | 11 References. 2 Submissions. 9 Appeals. .. Revision applications. .. Review applications. .. Criminal appeals. 1 Miscellaneous application. 1 Miscellaneous Application (TR) (IC). .. Appeals under Chapter VII (regarding S. Os.) |
| | Total .. | 24 |
| Industrial Court, Maharashtra (Nagpur Bench) | 10 | .. References. .. Submissions. 8 Appeals. 1 Revision application. .. Review applications. .. Criminal appeals. 1 Miscellaneous application. .. Appeals under Chapter VII (regarding S. Os.). |
| | Total .. | 10 |
| Industrial Court, Maharashtra (Nagpur Bench). Cases under section 13 of the Central Provinces Berar Industrial Dis- settlement Act, 1947. | 1 | 1 Miscellaneous application. |
| | Total .. | 1 |

Name of the Court

1

III. (a) Industrial
Bombay.

(b) Industrial
Nagpur.

IV. Labour Courts

Name of the
Court

1

(1) Labour Courts,
Bombay.

R 4616—7

| Name of the Court | No. of applications etc. received during the month | Break-up of the applications |
|--------------------------------------------|----------------------------------------------------|--------------------------------------------------------------------------------|
| 1 | 2 | 3 |
| <i>Under Industrial Disputes Act, 1947</i> | | |
| III. (a) Industrial Tribunals, Bombay. | 83 | No. .. References. 59 Adjudications. 23 Applications. 1 Complaint. |
| | Total .. | 83 |
| (b) Industrial Tribunals, Nagpur. | 9 | .. References. 3 Adjudications. .. Applications. 6 Complaints. |
| | Total .. | 9 |

IV. Labour Courts—

| Name of the Court | Total No. of Applications etc., received | Break up of the applications received under | | |
|----------------------------|------------------------------------------|-----------------------------------------------------------------------------------------------------------------------------------------------------------------------------|----------------------------------------------------------------------------------------------------------------------------------------------------------------------------------------------------------------|----------------------------------------------------|
| | | Industrial Disputes Act, 1947 | Bombay Industrial Relations Act, 1946 | Industrial Employment (Standing Orders) Act, 1946. |
| 1 | 2 | 3 | 4 | 5 |
| (1) Labour Courts, Bombay. | 522 | No. 189 Under Sections 10, 10A, 17(5), 33A and 33B. .. Under Section 33(2)(b). 253 Under Section 33C(2). .. Under Section 36A. 7 Miscellaneous applications. | No. .. Illegal strikes and lockouts. 2 Illegal change. .. Criminal Complaints 56 Miscellaneous Submission. 1 References. 3 Miscellaneous applications. 11 Application under section 78-D. | No. .. Under Section 13-A. |
| Total | .. 449 | Total .. | 73 | Total |

| Name of the Court | Total No. of Applications etc., received | Break up of the applications received under | | |
|------------------------------|------------------------------------------|----------------------------------------------------|---------------------------------------|---------------------------------------------------|
| | | Industrial Disputes Act, 1947 | Bombay Industrial Relations Act, 1946 | Industrial Employment (Standing Orders) Act, 1946 |
| 1 | 2 | 3 | 4 | 5 |
| (2) Labour Courts, Poona. | 67 | No. 14 Under Sections 10, 10A, 12(5), 33A and 33B. | No. .. Illegal strikes and lockouts. | No. .. Under Section 13-A. |
| | | .. Under Section 33(2)(b) | 1 Illegal change. | .. Criminal complaints. |
| | | 32 Under Section 33C(2). | 13 Miscellaneous Submissions. | .. References. |
| | | .. Under Section 36A. | 7 Miscellaneous applications. | .. Remanded Appeals. |
| | | .. Miscellaneous applications. | | |
| | | — | — | — |
| | Total .. | 46 | 21 | — |
| (3) Labour Courts, Kolhapur. | 53 | No. 9 Under Sections 10, 10A, 12(5), 33A and 33B. | No. .. Illegal strikes and lockouts. | No. .. Under Section 13-A. |
| | | .. Under section 33(2)(b). | .. Illegal change. | 2 Miscellaneous |
| | | 40 Under Section 33C(2). | 1 Criminal complaint. | .. Submissions. |
| | | .. Under Section 36A. | .. References. | .. Miscellaneous applications. |
| | | .. Miscellaneous applications. | 1 Application under Section 78-D. | |
| | | — | — | — |
| | Total .. | 49 | 4 | .. |

| Name of the Court | Total No. of Applications, etc., received | Break up of the applications received under | | |
|----------------------------|-------------------------------------------|----------------------------------------------------|---------------------------------------|---------------------------------------------------|
| | | Industrial Disputes Act, 1947 | Bombay Industrial Relations Act, 1946 | Industrial Employment (Standing Orders) Act, 1946 |
| 1 | 2 | 3 | 4 | 5 |
| (4) Labour Courts, Nagpur. | 94 | No. 24 Under Sections 10, 10A, 12(5), 33A and 33B. | No. .. Illegal strikes and lockouts. | No. .. Under Section 13A |
| | | 10 Illegal change. | 10 Criminal complaints. | |
| | | .. Under Section 33(2)(b). | 3 Miscellaneous Submissions. | |
| | | 34 Under Section 33C(2). | .. References. | |
| | | .. Under Section 36A. | .. Miscellaneous application. | |
| | | 19 Under Sec. 33 (Central Govt.) | | |
| | | 4 Miscellaneous applications. | | |
| | Total | .. 81 | 13 | .. |
| (5) Labour Court, Akola. | 81 | No. 5 Under Sections 10, 10A, 12(5), 33A and 33B. | No. 2 Illegal Strikes and lockouts. | No. .. Under Section 13A. |
| | | 15 Illegal change. | 15 Criminal complaints. | |
| | | .. Under section 33(2) (b). | .. Submissions. | |
| | | 12 Under Section 33C (2). | 2 Miscellaneous References. | |
| | | .. Under Section 36A. | .. Miscellaneous applications. | |
| | | .. Miscellaneous applications. | 45 Reinstatements. | |
| | | | | |

| Name of the Court | Total No. of Applications etc., received | Break up of the applications received under | | |
|-----------------------------|------------------------------------------|---------------------------------------------|---------------------------------------|---------------------------------------------------|
| | | Industrial Disputes Act, 1947 | Bombay Industrial Relations Act, 1946 | Industrial Employment (Standing Orders) Act, 1946 |
| 1 | 2 | 3 | 4 | 5 |
| | | No. | No. | No. |
| (6) Labour Court, Sholapur. | 26 | 9 Under Section 10. | 1 Illegal change. | .. Under Section 13A. |
| | | 14 Under Section 33C(2). | 2 Applications Under Section 78-D. | |
| | Total .. | 23 | 3 | .. |

V. Labour Court, Nagpur

.. Break up of the applications received under section 16 of the Central Provinces and Bearar Industrial Disputes Settlement Act, 1947.

Total

Wage Boards—

Nil references were received by the Wage Board during the month under review. Their break up is as under :—

| Type of references | Received by the Wage Board for | | | Total |
|---------------------------|--------------------------------|-----------------------|----------------|-------|
| | Cotton Textile Industry | Silk Textile Industry | Sugar Industry | |
| 1 | 2 | 3 | 4 | 5 |
| Remanded references .. | | | | |
| Modification applications | | | | |
| Implementation references | | | | |

Total

Conciliation
An analysis
June 1973 under
(a) Cause-

(1) Industrial
(2) Bombay In
(3) Bombay In
Amendme

(b) Resu

Act

I.D. Act, 1947
B.I.R. Act, 1
B.I.R. (Ext.
Amdt.) Ac

Tot

Industr
Bombay
Amendme

Ad

B.I.R. Act

Ad

B.I.R. (E
and Am
Act, 1964

District

B.I.R. A

B.I.R.
Amend

Registr
Eigh
under
Am

Conciliation

An analysis of disputes handled by the Conciliation Machinery in the State during June 1973 under various Acts is given below :—

(a) Cause-wise analysis of the cases received during the month :—

| Act | Issues relating to pay, allowances and bonus | Employment, leave hours of work and Miscellaneous causes | Total |
|---------------------------------------------------------------------|----------------------------------------------|----------------------------------------------------------|-------|
| (1) Industrial Disputes Act, 1947 | 174 | 215 | 389 |
| (2) Bombay Industrial Relations Act, 1946 | 49 | 15 | 64 |
| (3) Bombay Industrial Relations (Extension and Amendment) Act, 1964 | .. | 1 | 1 |
| Total .. | 223 | 231 | 454 |

(b) Result-wise Analysis of the cases dealt with during the month :—

| Act | Pending at the beginning of the month 1 | No. of cases received during the month 2 | Settled amicably 3 | Ended in failure 4 | Withdrawn or not pursued by parties 5 | Closed 6 | Total handled (3 to 6) 7 | Pending at the end of the month 8 |
|-----------------------------------|--------------------------------------------|---------------------------------------------|-----------------------|-----------------------|------------------------------------------|-------------|-----------------------------|--------------------------------------|
| I.D. Act, 1947 .. | 1070 | 389 | 134 | 113 | 103 | 88 | 443 | 1016 |
| B.I.R. Act, 1946 | 203 | 64 | 2 | 11 | 16 | .. | 29 | 238 |
| B.I.R. (Ext. and Amdt.) Act, 1964 | 29 | 1 | 1 | 2 | .. | 1 | 4 | 26 |
| Total .. | 1,302 | 454 | 137 | 126 | 124 | 89 | 476 | 1,280 |

Industry-wise and district-wise analysis of the cases received during the month under Bombay Industrial Relations Act, 1946 and Bombay Industrial Relations (Extension and Amendment) Act, 1964, are given below :—

| Act | Cotton Textile 2 | Silk Textile 3 | Woollen Textile 4 | Textile Processing 5 | Hosiery 6 | Banking 7 | Sugar 8 | Electricity Industry 9 | Transport. 10 | Total 11 |
|------------------|---------------------|-------------------|----------------------|-------------------------|--------------|--------------|------------|---------------------------|------------------|-------------|
| B.I.R. Act, 1946 | 24 | 2 | 2 | 3 | .. | 25 | 5 | 2 | 1 | 64 |

| Act | Textile Industry 2 | Paper Industry 3 | Printing Industry 4 | Press Industry 5 | Shops 6 | Bidi 7 | Cinema 8 | Local Bodies 9 | Other Misc. 10 | Total 11 |
|---------------------------------------------|-----------------------|---------------------|------------------------|---------------------|------------|-----------|-------------|-------------------|-------------------|-------------|
| B.I.R. (Extension and Amendment) Act, 1964. | .. | .. | .. | .. | .. | .. | .. | .. | 1 | 1 |

District-wise analysis is given below :—

| Act | Bombay | Thana | Poona | Sholapur | Satara | Sangli | Kolhapur | Ahmednagar | Total |
|------------------|--------|-------|-------|----------|--------|--------|----------|------------|-------|
| B.I.R. Act, 1946 | 7 | 2 | 4 | 10 | | | 39 | 2 | 64 |

| Act | Nagpur | Wardha | Chanda | Akola | Buldhana | Total |
|---------------------------------------------|--------|--------|--------|-------|----------|-------|
| B.I.R. (Extension and Amendment) Act, 1964. | 1 | | | | | 1 |

Registration of Agreements, Settlements, Awards, etc.

Eighteen Agreements, 10 Settlements, 10 Awards, 10 Agreements and 24 Award orders were registered

INDUSTRIAL DISPUTES IN MAHARASHTRA STATE DURING MAY 1973

| | | | | | |
|----------------------|----|----|----|----|----------|
| Disputes in May 1973 | .. | .. | .. | .. | 97 |
| Work People involved | .. | .. | .. | .. | 27,328 |
| Working days lost | .. | .. | .. | .. | 2,17,252 |

Though the number of disputes due to strike activity in Maharashtra State during the month of May 1973, have increased as compared to the previous months, there was fall in number of workers affected and time lost.

The figures for the month under review show 97 disputes in progress involving 27,328 workers and a time loss of 217252 man-days as compared to 87 disputes in April 1973 with 27,355 workers affected and time loss of 2,85,816 man-days.

Thirteen of the total disputes in progress during May 1973 were in the Textile industry 30 in the Engineering Industry and the remaining 54 were in other industries 65 of the total disputes involving 15,477 workers were actually recorded during the month while 32 disputes involving 11,851 workers were carried over from the previous month.

The following table gives an analysis of industrial disputes by group of industries.

| Industry Group | Number of disputes in progress | | | No. of work-people involved in all disputes May 1973 | Aggregate man days lost in May 1973 |
|----------------------|-----------------------------------|---------------------|-------|------------------------------------------------------|-------------------------------------|
| | Started before beginning May 1973 | Started in May 1973 | Total | | |
| Textile | 3 | 10 | 13 | 6,801 | 31,525 |
| Engineering | 11 | 19 | 30 | 9,371 | 1,24,488 |
| Miscellaneous | 18 | 36 | 54 | 11,156 | 61,239 |
| Total, May 1973 .. | 32 | 65 | 97 | 27,328 | 2,17,252 |
| Total, April 1973 .. | 40 | 47 | 87 | 27,355 | 2,85,816 |

*The word "disputes" in the official sense means interruption of work and it is hereby used in that sense as virtually synonymous with "strike". In compiling statistics of the industrial disputes, however, disputes in which 10 or more persons are involved are included.

Forty-five of the disputes arose over questions of "pay, allowances and bonus" 42 related to "retrenchment and grievances about personnel" 3 on leave and hours of work and the remaining 7 were due to other causes.

Out of the 60 disputes that terminated during the course of the month 26 were settled either entirely or partially in favour of the workers 25 in favour of the employers, while the result of the remaining 9 disputes were indefinite.

PROGRESS OF IMPORTANT INDUSTRIAL DISPUTES IN MAHARASHTRA STATE DURING THE MONTH OF MAY 1973

1. *Oil Seals Mfg. Co. Pvt. and its Sister Concern, Bombay.*—The workers of Oil Seals Mfg. Co. Pvt. Ltd., and its Sister Concerns at Bombay employing about 455 Workers resorted to strike from 23rd October 1972 over their demand for increase in Wages. The Strike continued till the end of the month.

2. *Swastik Rubber Products at Chinchwad, Poona.*—The workers of the Swastik Rubber Products at Chinchwad, Poona employing 3005 workers resorted to strike from 2nd February 1973 protesting against suspension of three workers. The strike ended on May 1st 1973.

3. *Vasant Fine Litho Works at Gondia.*—The workers of the Vasant Fine Litho Works at Gondia employing about 315 workers resorted to strike from May 1973 demanding for Payment of arrears of Wages, etc. The strike continued till the end of the month.

4. *International Tractor Co. of India Ltd., Bombay.*—The strike in International Tractor Co. of India Limited at Bombay, which commenced from 22nd May 1973 affecting 1867 over the workers demand for reinstatement of terminated employee continued till the end of the month.

ABSENTEEISM STATISTICS FOR THE MONTH OF JUNE 1973 (COTTON TEXTILE)

The Textile Industry

The statistics of absenteeism in the Textile Industry in the State of Maharashtra are compiled from the mills at seven important Textile Centres in State viz., Bombay City, Sholapur, Nagpur, Jalgaon, Akola, Aurangabad and Nanded.

Returns were received from 58 Mills i.e. 74.14 per cent of the 79 Mills reported working at these centres during the month of June 1973. The average absenteeism in the Textile Industry in these centres amounted to 20.83 per cent as against 22.76 per cent in the previous month.

The following table shows the average percentage of absenteeism at the seven centres for the month of June 1973 on the basis of information for all Working shifts :—

| Centre | Number of Mills | | Percentage column 2 | No. of man-days Scheduled to work | No. of man-days absent | Average percentage of absenteeism | |
|---------------------|-----------------|-----------------------|---------------------|-----------------------------------|------------------------|-----------------------------------|----------|
| | Working | Furnished information | | | | June 1973 | May 1973 |
| 1 | 2 | 3 | 4 | 5 | 6 | 7 | 8 |
| 1. Bombay .. | 58 | 43 | 74.14 | 34,09,850 | 7,37,326 | 21.62 | 22.92 |
| 2. Sholapur .. | 7 | 6 | 85.71 | 3,07,284 | 63,043 | 20.52 | 22.05 |
| 3. Jalgaon .. | 3 | 3 | 100.00 | 1,04,114 | 11,964 | 11.49 | 15.76 |
| 4. Nagpur .. | 2 | 1 | 50.00 | 2,49,243 | 52,908 | 21.23 | 23.58 |
| 5. Akola . | .. | .. | | | | | |
| 6. Aurangabad .. | 1 | 1 | 100.00 | 9,750 | 1,372 | 14.07 | 17.90 |
| 7. Nanded .. | 1 | 1 | 100.00 | 83,330 | 13,586 | 16.30 | |
| 8. Other Centres .. | 7 | 6 | 85.71 | 2,68,543 | 42,822 | 15.95 | 24.25 |
| 9. All Centres .. | 79 | 61 | 77.29 | 44,32,114 | 9,23,021 | 20.83 | 22.76 |

N
At the b
Night Shi

LABOU

In all
2,47,100
Turnove
of Labor
of decrea
in all un

The f
size of e

LA

C

Up to

101 to

501 to

1,001

More

All e

NIGHT SHIFT IN COTTON MILLS IN BOMBAY CITY

At the beginning of July, 1973 there were 48 mills in Bombay City working Night Shift and the number of men doing night work was 79,836.

LABOUR TURNOVER IN COTTON TEXTILE UNDERTAKINGS
FOR JUNE 1973

In all 68 Cotton Textile undertakings in Maharashtra State employing 2,47,100 workers on an average recorded an average percentage of Labour Turnover of 2.39 for the month of June 1973. The increase in employment of Labour (accession) was reported to be 1.43 per cent. Whereas the extent of decrease in employment (separation) registered in the total labour employed in all undertaking was 0.96.

The following table indicates the correlation of labour turnover with the size of establishments :—

LABOUR TURNOVER FOR MAHARASHTRA STATE FOR
JUNE 1973

| Group | Number of workers | Rate per 100 workers | | | | |
|--------------------|-------------------|----------------------|------------|------|-----------------|-----------------|
| | | Accession | Separation | Flux | Labour Increase | Labour Decrease |
| Up to 100 | 51 | | | | | |
| 101 to 500 | 1,243 | 1.37 | 4.18 | 5.55 | | 2.81 |
| 501 to 1,000 | 3,090 | 1.26 | 0.39 | 1.65 | 0.87 | |
| 1,001 to 2,000 | 12,434 | 1.50 | 0.74 | 2.24 | 0.76 | |
| More than 2,000 | 2,30,282 | 1.42 | 0.96 | 2.38 | 0.46 | |
| All establishments | 2,47,100 | 1.43 | 0.96 | 2.39 | 0.47 | |

It may be seen that the rate of labour turnover was the highest viz. 5.58 per cent. in establishments engaging upto 101 to 500 workers, while it was lowest viz. 1.65 per cent. in undertakings employing upto 501 to 1000 workers.

Considering the labour turnover according to centres, it may be observed that the highest rate of labour turnover viz. 4.26 per cent was recorded in Sholapur Centres, whereas Nagpur area registered the smallest rate of 1.17 per cent. The following table indicates percentages of labour turnover in cotton textile undertakings in different areas of the State.

CENTRE-WISE LABOUR TURNOVER FOR JUNE 1973

| Centre | No. of workers | Rate per 100 Workers | | | | |
|-----------------------|----------------|----------------------|------------|------|-----------------|-----------------|
| | | Accession | Separation | Flux | Labour increase | Labour decrease |
| Bombay | 2,05,963 | 1.33 | 0.97 | 2.30 | 0.36 | |
| Sholapur | 15,357 | 3.11 | 1.15 | 4.26 | 1.96 | |
| Dhulia } Jalgaon } | 9,869 | 1.81 | 0.81 | 2.62 | 1.00 | |
| Aurangabad | | | | | | |
| Nagpur | 9,229 | 0.43 | 0.74 | 1.17 | | 0.31 |
| Other Centres | 6,682 | 1.18 | 1.71 | 2.89 | | 0.53 |
| All Centres | 2,47,100 | 1.43 | 0.96 | 2.39 | 0.47 | |

As reg
are notic

LAB

G

Up to

101 to

501

1,0

0

ards labour turnover in Bombay City more or less the same trends
able in the State as a whole could be seen from the following table.

OUR TURNOVER FOR BOMBAY CITY FOR JUNE 1973

| up | No. of workers | Rate per 100 workers | | | | |
|-----------|-------------------|----------------------|------------|------|--------------------|--------------------|
| | | Accession | Separation | Flux | Labour increase | Labour decrease |
| | | | | | | |
| | 776 | 2.19 | 6.06 | 8.25 | | 3.87 |
| 00 | 1,494 | 1.41 | 0.80 | 2.21 | 0.61 | |
| ,000 | 7,638 | 1.70 | 0.77 | 2.47 | 0.93 | |
| 0 | 1,96,055 | 1.32 | 0.96 | 2.28 | 0.36 | |
| lishments | 2,05,963 | 1.33 | 0.97 | 2.30 | 0.36 | |

There was no labour turnover in the establishments engaging upto 100 workers. Whereas it was only 2.21 in concerns engaging upto 501 to 1000.

In Sholapur the highest rate of labour turnover of 4.60 per cent was recorded in mills engaging upto 1001 to 2000 employees. This can be seen from the following table :—

LABOUR TURNOVER FOR SHOLAPUR FOR JUNE 1973

| Group | Number of workers | Rate per 100 workers | | | | |
|--------------------|-------------------|----------------------|------------|------|-----------------|-----------------|
| | | Accession | Separation | Flux | Labour increase | Labour decrease |
| Up to 100 | | | | | | |
| 101 to 500 | | | | | | |
| 501 to 1,000 | 711 | | | | | |
| 1,001 to 2,000 | 609 | 3.78 | 0.82 | 4.60 | 2.96 | |
| Over 2,000 | 14,037 | 3.24 | 1.22 | 4.46 | 2.02 | |
| All Establishments | 15,357 | 3.11 | 1.15 | 4.26 | 1.96 | |

WORKING

On the 3
Trade Uni
27 Trad
the Deput
Trade Uni
the Deput
July 1973.

They a

1. B
2. M
3. F
4. A

The to
of the m

Serial
No.

1

1 Hote
E

2 The
P
ti

3 Sbr
M

4 Ho
F

5 Ra
a
C

6 IB

7 B

WORKING OF TRADE UNIONS ACT, 1926 IN MAHARASHTRA
STATE

REVIEW FOR THE MONTH OF JULY 1973

On the 30th June 1973, there were 2,967 Trade Unions registered under the Trade Unions Act, 1926.

Trade Unions were registered under the Trade Unions Act, 1926, by the Deputy Registrar of Trade Unions, Bombay, the Deputy Registrar of Trade Unions, Nagpur, the Deputy Registrar of Trade Unions, Poona and the Deputy Registrar of Trade Unions, Aurangabad during the month of July 1973.

The details are as follows :—

| | | | | |
|---------------------|----|----|----|-----|
| Bombay Division | .. | .. | .. | 15 |
| Nagpur Division | .. | .. | .. | 12 |
| Poona Division | .. | .. | .. | Nil |
| Aurangabad Division | .. | .. | .. | Nil |
| Total | | | | 27 |

The total number of registered Trade Unions thus stood at 2,994 at the end of the month of July 1973.

| Name of the Union | Address of the Union | Registration No. and date | Name of the President | Name of the Gen. Secretary |
|--------------------------------------------------------------|-----------------------------------------------------------------------------------------------------|---------------------------|---------------------------|----------------------------|
| 2 | 3 | 4 | 5 | 6 |
| BOMBAY DIVISION | | | | |
| Hotel Bombay International Employees Union. | 29, Marine Drive, Bombay-20. | 6735, 2nd July 1973. | Shri Zakir Hussain. | Shri H. E. Mistry. |
| The Blow Plast and Aristo Plast Ltd. Staff Association. | Satpur, Nasik-7 | .. 6736, 3rd July 1973. | Shri N. H. Joshi | Shri Bernard Mathias. |
| Shree Dawa Bazar Gumasta Mandal. | 40, Babu Genu Road, Bombay-2. | 6737, 11th July 1973. | | |
| Hotel Oberoi Sheraton Employees Union. | C/o. Hotel Oberoi Sheraton, Nariman Point, Bombay 400 001. | 6738, 12th July 1973. | Shri Kuldeep Singh Makani | Smt. Meenakshi Pradhan. |
| Rashtriya Power Looms and Sizing Mazdoor Congress. | 85, Thana Road Bhivandi, Dist. Thana. | 6739, 13th July 1973. | Shri Ridwan Burhan Haris | Shri Abdul Salam Ajami. |
| BP Officer's Association | C/o. Mr. B. K. Paralkar, 7/6, Gurudeo Co-operative Housing Society, Prabhadevi Sea face, Bombay-25. | 6740, 20th July 1973. | Shri B. K. Paralkar. | Shri R. T. Chikhliia. |
| Breach Candey Hospital and Nursing Home, Nurses Association. | C/o. Mrs. Joan R. Robb, 24, Pushpa Vihar No. 2, Colaba Road, Bombay-5. | 6741, 20th July 1973. | Mrs. Joan Robb. | Mrs. Joyce Mattos. |

| Serial No. | Name of the Union | Address of the Union | Registration No. and date | Name of the President | Name of the Gen. Secretary |
|------------|-------------------------------------------|-----------------------------------------------------------------------------|---------------------------|-------------------------------|----------------------------|
| 1 | 2 | 3 | 4 | 5 | 6 |
| 8 | Samartha Mazdoor Sabha | Dholkawala Building, Room No. 13, 1st Floor, Love Lane, Mazgaon, Bombay-10, | 6742, 20th July 1973. | Shri Hubard Fernandes. | Shri Ganesh Wadhkar. |
| 9 | Plastic Factory Kamgar Sena | Near Gausia Comround, Ahmedabad Road, (Highway, Khar, East Bombay. | 6743, 20th July 1973. | Shri I. A. Saiyed. | Shri Kachru Nani Ubak |
| 10 | Maharashtra Racing Studs Employees Union. | 17, Dalvi Building, 1st Floor, Dr. Ambedkar Road, Parel, Bombay-12. | 6744, 20th July 1973. | Shri Eknath Shivram. | Shri T. S. Lonar |
| 11 | Workes' Democratic Union. | 15, Supria, 11th Road, Chembur, Bombay-71. | 6745, 20th July 1973 | Shri D. Thankappan | Shri P. B. Bidwai. |
| 12 | Cinema Employees, Union Thana. | C/o. A. J. Kulkarni Lokmanya Lane, Rajwade, Thana. | 6746, 21st July 1973. | Shri Keshav Balkrishna Patil. | Shri Satish M. Badjide. |
| 13 | Herdillia Staff Association.. | 17, Dalvi Building Parel, Bombay-12. | 6747, 24th July 1973. | Shri G. R. Khannolkar. | Shri George John. |
| 14 | Thana Mazdoor Union .. | C/o. Duphar Interfran Employees Union, D-1 Hasija Corner Kopri, Thana East. | 6748, 30th July 1973. | Shri Baban Vishnu Kadam | Shri G. Gopinath Kurup |
| 15 | Ratnagiri Mazdoor Union, | At and Post Vengurla, Taluka Vengurla, Dist. Ratnagiri. | 6749, 30th July 1973. | Shri Bhikrjirao Chavan. | Shri Anant Desai. |

NAGPUR DIVISION

| | | | | | |
|----|-------------------------------------------------------------------------------|--------------------------------------------------------------------------------------|--------------------------|---------------------------------------|---------------------------|
| 16 | Maharashtra State Co-operative Land Development Bank Employees Union, Nagpur. | C/o. Shri S. M. Admane, 184-Srivaji Nagar, Nagpur. | NGP. 571 3rd May 1973. | Shri B. P. Tunarkar. | Shri S. M. Admane. |
| 17 | Shaskiya Mudranalaya Auliyozik Kamgar Sangh, Nagpur. | Plot No. 478-A, Professor Colony Hanuman Nagar, Nagpur. | NGP. 572 7th May 1973. | Shri Wamanrao Marathe. | Shri M. G. Gode |
| 18 | Rashtriya Plastic Wa Plastic Product Kamgar Sangh, Nagpur. | C/o. Rashtriya Hind Majdoor Sangh, Kamgar Bhavan, Great Nag Road, Rumbaug, Nagpur. | NGP. 573, 7th May 1973. | Shri Haribhau Jogobaji Naik. | Shri Rajesh Govind Salve. |
| 19 | Nagpur Engineering Kamgar Sangh. | C/o Maharashtra Motor Kamgar Sangh, Opp. Datta & Co., Main Road, Sita-Buldi, Nagpur. | NGP. 574, 7th May 1973. | Shri Dattaji Motiwale. | Shri W. K. Kerkar. |
| | Digras Nagar Parishad Karmachari Sangh, Digras. | At & Post Digras, Taluka Darva, District Yeotmal. | NGP. 575, 16th May 1973. | Shri S. Rajhan S. Ishak. | Shri A. Gaffar A. Karim. |
| 21 | Rashtriya Shetkari Seva Sangh, Silli, district Bhandara. | Silli, district Bhandara | NGP. 576, 28th May 1973. | Shri V. P. Deshkar. | Shri R. Jambhulka. S. |
| 22 | Maharashtra Bidi Majdoor Union, Nagpur. | Dr. Ambedkar Road, Pachpaoli, Nagpur-2. | NGP. 577, 28th May 1973. | Shri Rajabhau Alias B. D. Khobragade. | Shri Ramratan Janekar. |

| Serial No. | Name of the Union | Address of the Union | Registration No. and date | Name of the President | Name of the Gen. Secretary |
|------------|-----------------------------------------------------------------------------------|-----------------------------------------------------------------------------------|---------------------------|---------------------------------|----------------------------|
| 1 | 2 | 3 | 4 | 5 | 6 |
| 23 | Paper Mills Bashooding Sacking Kamgar Union, Amgaon. | C/o. Shri Manohar Shribhadri, At & Post Amgaon, taluka Gondia, district Bhandara. | NGP. 578, 30th May 1973. | Shri D. S. Bhagat. | Shri Hardas Meshram. |
| 24 | The Maharashtra Rajya Sahakari Bhuvikas Bank Karmachari Sangh, Akola. | C/o. Shri G. M. Gawande, Adarsh Colony, Akola. | NGP. 579, 30th May 1973. | Shri D. T. Nakat. | Shri G. Gawande. |
| 25 | Maharashtra Ketki Pural Suppliers Sangh, Nagpur. | C/o. Shri Vidyadhar Motghare, Sabu Bavan, Handloom Market, Gandai baug, Nagpur. | NGP. 580, 2nd June 1973. | Shri Krushna-rao Sadavarte. | Shri Vidyadhar Motghare. |
| 26 | Transport Corporation of India (Pvt.) Ltd., Employee, and Workers' Union, Nagpur. | C/o. Shri Gowardhanlal Kumawat, R. K. Rajai Bhuvan, Central Avenue Road, Nagpur. | NGP. 581, 16th June 1973. | Shri Sugan-Chand Jain. | Shri Govardhanlal Kumawat. |
| 27 | Inspectorate of Military Explosives Employees' Union, Jawahar Nagar, Bhandara. | 20/1. Type-2, Jawahar Nagar, Bhandara. | NGP. 582, 25th June 1973. | Shri Ranapratap Sinha Bhadoria. | Shri Shesh Bugad. |

—•••••

WORKING OF THE EMPLOYEES' STATE INSURANCE SCHEME OF MAHARASHTRA DURING JULY 1973

Non-Medical Side

The following table shows the registration of employees and payment of benefit under the Employees' State Insurance Scheme during July 1973.

| Registration | During the month | | Since 1st April 1973 | |
|------------------------------------------------------------------------|------------------|-------------|----------------------|-------------|
| | Bombay | Nagpur | Bombay | Nagpur |
| Number of workers registered .. | 15,431 | 870 | | |
| Net Number of I. Ps. entitled to medical care at the end of the month. | 9,09,031 | 29,318 | | |
| Employment Injury Benefit | | | | |
| | During the month | | | |
| | Bombay | Nagpur | | |
| Number of accident reports received .. | 6,119 | 745 | 23,586 | 2,601 |
| Number of Temporary Disablement Benefit payments. | 5,295 | 1,018 | 20,459 | 3,444 |
| Amount of Temporary Disablement Benefit paid Rs. | 2,95,836.30 | 35,465.30 | 11,36,414.97 | 1,22,152.55 |
| Number of cases referred to Medical Board (fresh). | 478 | | 1,894 | 15 |
| Number of cases decided (admitted). | 345 | | 1,392 | 11 |
| (a) Partial permanent disablement .. | 345 | | 1,388 | 11 |
| (b) Total permanent disablement .. | | | 4 | |
| Amount of P. D. B. paid Rs. | 6,04,602.92 | 2,486.39 | 24,10,129.71 | 23,601.77 |
| Total Number of I. Ps. got fitted with artificial limbs. | | | 1 | |
| Number of dependants admitted to D. B. | 27 | | 122 | |
| Amount of D. B. paid Rs. | 83,362.70 | 3,532.95 | 3,52,490.85 | 17,617.90 |
| Sickness Benefit | | | | |
| Number of Sickness Benefit payments .. | 66,196 | 6,894 | 2,40,496 | 26,031 |
| Number of Sickness Benefit days .. | 3,18,640 | 37,642 | 12,10,584 | 1,52,687 |
| Amount of Sickness Benefit paid Rs. | 16,10,881.29 | 1,68,590.20 | 61,10,950.35 | 6,70,422.05 |
| Amount of Extended Sickness Benefit paid Rs. | 2,46,121.50 | 27,320.40 | 9,59,977.60 | 1,06,857.50 |
| Maternity Benefit | | | | |
| Number of fresh maternity cases admitted. | 195 | 5 | 861 | 25 |
| Number of Maternity Benefit days .. | 16,220 | 405 | 63,164 | 2,059 |
| Amount of Maternity Benefit paid Rs. | 1,45,545.30 | 2,000.10 | 5,43,483.05 | 1,400.30 |

ns of the Court on application filed by the Employees' State Insurance Corporation, Bombay under legal provisions of the Employees' State Insurance Act, 1948.

| Section under which action taken | | | | | | No. of cases | Amount recovered |
|----------------------------------|----|----|----|----|----|--------------|------------------|
| B) | .. | .. | .. | .. | .. | 12 | Rs. 35,377.46 |
| | .. | .. | .. | .. | .. | 7 | 1,370.00 |

1. Prescriptions issued
2. The number of ins
3. The X-Ray plates t
4. The Blood Examini
5. Number of persons
6. The total number o
7. Payment made to t
8. Payment made to I the month.

For the month of March 1973

Medical Side

| | | |
|------------------------------------------------------------------------|----|---------------------------------------|
| Prescriptions issued during the month of March 1973 | .. | 2,18,209 |
| Number of insured workers attending Diagnostic Centres | | 19,518 |
| Ray plates taken during the month | .. | 2,218 |
| Food Examination | .. | 1,725 |
| Number of persons admitted in the Hospital | .. | (TB—475 + General—2,731) = 3,206 |
| Total number of beds occupied during the month | .. | (TB—20,163 + General—33,596) = 53,759 |
| Prescriptions made to the chemists during the month | .. | 8,44,757 |
| Prescriptions made to Insurance Medical Practitioners during the month | .. | 20,28,954 |

FATAL INDUSTRIAL ACCIDENTS AND INDUSTRIAL DISEASES, JULY 1973

During July 1973, 8 work people in the State of Maharashtra whose death occurred by the accident in course of their employment were reported during the month of July 1973.

Industrial Accidents

| | | |
|----------------------------------------------------------------------------------------------------|---|--|
| 23. <i>Manufacture of Cotton Textile</i> | | |
| 235.1. Weaving | 1 | |
| 31. <i>Manufacture of Chemicals and Chemical Products (except Products of Petroleum and Coal).</i> | | |
| 310.1. Manufacture of Basic heavy Inorganic Chemicals .. | 1 | |
| 310.2. Manufacture of Basic heavy organic Chemicals .. | 1 | |
| 315.1. Manufacture of Vegetable Oils including Solvent Extracted Oils. | 1 | |
| 319.8. Manufacture of Dyes stuff Intermediaries .. | 1 | |
| 35. <i>Manufacture of Machinery, Machine Tools and Parts except Electrical Machinery—</i> | | |
| 353.9. Manufacture of others | 1 | |
| 37. <i>Manufacture of Transport Equipment and Parts—</i> | | |
| 373.9. Manufacture of Others | 1 | |
| 97. <i>Repair Services—</i> | | |
| 973. Repair of Motor Vehicles and Motor Cycles .. | 1 | |
| Total .. | 8 | |

Industrial Diseases

| | | |
|----------------------------------------------------------------------------------------------------|---|--|
| 31. <i>Manufacture of Chemicals and Chemical Products (except Products of Petroleum and Coal)—</i> | | |
| 310.1. Manufacture of Basic heavy Inorganic Chemicals .. | 1 | |
| Total .. | 1 | |

MON

I. Emp

The nu
rose to 3,
1973 to E
May, 197

Placem
as will be

949.

against 82

1,304, 38

Private E

Among

have been

against 23

against 23

Employment

Exchange

The ris

made ear

An ana

Governm

1,493 v

June, 197

Governm

Establish

Registr

as against

claration

the Live

II. App

(a) Re

Exchang

(b) V

Exchang

(c) Su

in June,

(d) P

in June,

(e) E

Employ

R 4616

MONTHLY PROGRESS REPORT FOR THE MONTH OF JUNE, 1973

1. *Employment situation in general in Maharashtra State for the month of June 1973*

The number of applicants placed by Employment Exchange in June, 1973 rose to 3,453 from 3,003 in May, 1973. Total vacancies notified during June, 1973 to Employment Exchanges, however, declined to 7,346 from 8,461 in May, 1973.

Placements showed a rise in all sectors except the Quasi Government Sector as will be seen from the analysis given below.

949 applicants were placed in Central Government Establishments as against 822 in May, 1973, 1,603 in State Government Establishments as against 1,304, 384 in Quasi Government Establishments as against 497 and 417 in Private Establishments as against 380.

Among the individual Employment exchanges appreciable gains in placements have been recorded by Sub-Regional Employment Exchange, Poona 305 as against 232 in last month; District Employment Exchange, Bhir—131 as against 23; District Employment Exchange, Akola 162 as against 45; District Employment Exchange, Bhandara—192 as against 26 and Employment Exchange, Panvel 160 as against 34.

The rise in placements is attributed to the receipt of results of submissions made earlier as a result of follow up action.

An analysis of vacancies notified shows a very slight rise in the Central Government Sector and a fall in all other sectors.

1,493 vacancies were notified by Central Government Establishments in June, 1973 as against 1,469 in May, 1973, 2,199 vacancies were notified by State Government Establishments as against 2,895, 1,217 by Quasi Government Establishments as against 1,218 and 2,437 by private employers as against 2,879.

Registrations rose appreciably to 48,456 during the month under review as against 30,907 in May, 1973 as a result of rush of freshers following the declaration of various examination results. There were 630, 949 applicants on the Live Registers of Employment Exchanges at the end of June, 1973.

II. *Appreciation of Statistics Rendered.—*

(a) *Registration.*—48,456 applicants were registered with Employment Exchanges in June, 1973, as against 30,907 in May, 1973.

(b) *Vacancies Notified.*—7,346 vacancies were notified to the Employment Exchanges in June, 1973 as against 8,461 in May, 1973.

(c) *Submission.*—32,212 submissions were made by Employment Exchanges in June, 1973, as against 33,830 in May, 1973.

(d) *Placements.*—3,453 applicants were placed by Employment Exchanges in June, 1973, as against 3,003 in May, 1973.

(e) *Employers using the Exchanges.*—1,709 employers notified vacancies to Employment Exchanges at the end of June, 1973.

(f) *Live Register*.—There were 6,30,949 applicants on the Live Register Employment Exchanges at the end of June, 1973 as against 6,10,896 in May 1973.

IV. *Vacancy Clearing*.—

| | | |
|--------------------------------------------------------------------------------|---------|-------|
| (a) Fresh vacancies circulated by S.E.C.O. | .. | 147 |
| (b) Vacancies filled during the month— | | |
| (1) Vacancy Exchange | | Nil. |
| (2) Other Exchanges | | Nil. |
| (c) Vacancies at the end of the month under limited or unlimited circulation:— | | |
| (1) Less than 3 months | .. | 205 |
| (2) More than 3 months but less than 6 months | .. | 610 |
| (3) More than 6 months | .. | 1,119 |

V. *Interesting Placements*

Satara.—(1) One Electrical Engineering and two Diploma Holders in Electrical Engineering were placed as Junior Engineers with the Executive Engineer, Bhatghar and Veer Hydro-Electric Division, Wathas Colony on Rs. 471 and Rs. 363 respectively.

(2) One B.E. (Mech.) candidate was placed as Junior Engineer with the Cooper Engineering Ltd., Satara on Rs. 375 per mensem.

(3) Two B. Pharm. candidates were placed as Assistant Lecturer in Pharmacology and Anatomy Physiology on Rs. 416 per mensem with the Principal, Government Polytechnic, Karad, District Satara.

Thana.—(1) 3 B.E. (Elec.) candidates were placed as Junior Engineers with the Superintendents Engineer on Special Duty, Agriculture and Co-operative Department, Bombay-1, on Rs. 390 per mensem.

(2) One candidate was placed as a Turner with Messrs. Blue Star Ltd., Thana, on Rs. 300 per mensem.

(3) Three candidates were placed as Pattern Maker with the National Machinery Mfs. Ltd., Kalwa, Thana, on Rs. 300 per mensem.

Nasik.—(1) 3 Art Graduates and one Commerce Graduate were placed as Control Assistant with the General Manager, India Security Press, Nasik, on Rs. 350 per mensem.

(2) Three Sc. Graduates Seven and Inter-Science candidates were placed as Technical Assistant with the General Manager, India Security Press, Nasik, on Rs. 350 per mensem.

Poona.—(1) One candidate was placed as a Assistant Lecturer with the Principal, Government Polytechnic, Poona-16, on Rs. 300 plus allowances.

R.E.E., Bombay.—(1) One candidate was placed as Surveyor with Shetty and Associates, Bombay, on Rs. 650 per mensem.

(2) One Law Graduate was placed with Cloth Merchants Labour Board, Bombay, on Rs. 430 per mensem.

(3) 2 candidates were placed as Clerks with the Bank of India, Bombay, on Rs. 335 *plus* allowances.

Nanded.—(1) Two Art Graduates were placed as Small Savings Organiser with the Collector, Nanded, on Rs. 396 per mensem.

VI. Appreciation of work done for Special Type of Applicants

| | Registra- tion | Place- ments | Live Register |
|--------------------------------------------|-------------------|-----------------|------------------|
| 1. A. B. Standard | 748 | 64 | 5,731 |
| 2. Displaced Persons | 8 | 1 | 673 |
| 3. Discharged Government Employees | 17 | 24 | 1,906 |
| 4. Women | 9,015 | 298 | 70,715 |
| 5. I. T. I. Trainees | 489 | 152 | 10,019 |
| 6. Ex-Servicemen | 465 | 148 | 6,282 |
| 7. Part-time Employment Seekers— | | | |
| (1) Registered | .. | .. | .. |
| (2) Placed | .. | .. | .. |
| (3) Vacancies Notified | 1 | .. | .. |

(8) Recruitment to Arm Forces :—

| | Army | Navy | Airforce | Total |
|--------------------------|------|------|----------|-------|
| 1. Ex-Servicemen | .. | .. | .. | .. |
| 2. Others | .. | .. | .. | .. |

Physically Handicapped applicants registered with normal Employment Exchanges (other than the Special Employment Exchanges for Physically Handicapped) in the State during June 1973 :—

| Category | No. of Registration effected during the month | No. of placements Category during the month | No. on Live Register the end of the month |
|----------------------------------------|-----------------------------------------------------------|---------------------------------------------------------|-------------------------------------------------------|
| 1. Blind | 7 | 1 | 161 |
| 2. Deaf and Dumb | 2 | 1 | 30 |
| 3. Orthopaedically Handicapped | 61 | 7 | 1,238 |
| 4. Respiratory Disorder | | | |
| Total | 70 | 9 | 1,429 |

VII. Staff Training

Out of 30 Exchanges, staff training classes were held at 17 Exchanges.

VIII. Inspection

The General Inspection of the District Employment Exchange, Osmanabad was carried out by Shri M. S. Damle, Sub-Regional Employment Office (P. and E.), Directorate of Employment, Bombay.

X. Conference and Meetings

The meeting of the District Planning Board were attended by Bhandari Amravati, Kolhapur, Akola, Chandrapur, Alibag, Sholapur, Satara and Thane.

XII. Any other items of Interest

Work done by University Employment Information and Guidance Bureau during June 1973 :—

| Name of University | Registration | Vacancies notified | Placements obtained | No. on Live Register |
|--------------------------------------|--------------|--------------------|---------------------|----------------------|
| 1. U. E. I. and G. B., Bombay .. | 16 | 10 | 9 | 3,616 |
| 2. U. E. I. and G. B., Poona .. | 146 | 17 | 6 | 336 |
| 3. U. E. I. and G. B., Nagpur .. | 62 | .. | 2 | 1,056 |
| 4. U. E. I. and G. B., Aurangabad .. | 72 | 2 | 2 | 242 |
| 5. U. E. I. and G. B., Kolhapur .. | 134 | 22 | 4 | 331 |

Work done by Special Employment Exchange for Physically Handicapped persons, Bombay during the month of June 1973 :—

| Category | Registration | Vacancies notified | Placements obtained | No. on Live Register |
|--------------------------------------|--------------|--------------------|---------------------|----------------------|
| 1. Blind | 3 | .. | .. | 246 |
| 2. Deaf and Dumb | 5 | .. | .. | 46 |
| 3. Orthopaedically Handicapped | 19 | 20 | 20 | 308 |
| 4. Respiratory Disorder | .. | .. | .. | 4 |
| Total .. | 27 | 20 | 20 | 604 |

Work done by the Professional and Executive Unit during the month of June 1973 :—

| | |
|------------------------------------------------------------------------|-------|
| (1) No. of X-Is on the Live Register at the end of the previous month. | 2,006 |
| (2) No. of X-Is received during the month | 212 |
| (3) No. of candidates submitted during the month against— | |
| (i) Notified Vacancies (Secondary) | 119 |
| (ii) Central Employment Exchange Vacancies | 201 |
| (iii) Advertised Vacancies | |
| (4) No. of P. and E. candidates placed during the month | |
| (5) No. removed from Live Register | 111 |
| (6) No. of P. and E. X-Is on Live Register at the end of the month. | 2,107 |

The work in respect of preparation of Report on occupational pattern of employees in Maharashtra State in the Public Sector September, 1968 has been continued at the S. E. M. I. Unit during the month.

The work relating to sample survey to ascertain the proportion of employed persons on the Live Register of Employment Exchanges is continued at the S. E. M. I. Unit during the period under report.

The work in respect of scrutiny of Biennial Occupational-cum-Educational Returns EB-II relating to Public Sector enquiry September, 1972 has been continued at the S. E. M. I. Unit.

Youth Employment Service

(1) *Individual Programme at Employment Exchanges.*—(1) During the month of June 1973 in all 2,194 applicants received individual information, out of these 1,787 were applicants, 246 were students and 161 were parents and Guardians.

(2) In all 25 Postal enquiries in occupational information were received during the month.

(3) Out of 779 applicants who received individual guidance, 736 were fresh candidates and 43 were review cases.

(4) 5,007 applicants were given guidance at the time of Registration.

II. *Group Guidance Programme at Employment Exchanges.*—(5) 248 Group discussions were conducted during the month.

(6) 6,642 applicants attended the group discussions.

Programme outside the Exchanges.—(7) During the month 24 careers were delivered at Schools.

16 visits were paid by Employment Officers to Schools in connection with distribution or utilisation of career pamphlets, posters etc.

58 visits were paid by Employment Officers to employers and heads of institutions in connection with collection of information placements.

Placement/Admission Activities.—(10) During the month 2,686 applications were forwarded to various training centres for apprenticeship training.

47 applicants were actually placed in training.

Placement of 31 guided applicants were received during the month of 1973.

TEXTILE

During the month 2,547 workers were registered at the mills. 2,892 submissions were received for 1,478 workers were placed.

Similarly, during the month 57 workers were registered at the mills. 57 submissions were received for 107 workers were placed.

"Appreciation of

Registrations—2,547 as against 2,225 in June, 1973.

Demands Notified—2,892 against 2,115 in June, 1973.

Submissions—2,892 as against 2,895 in June, 1973.

Placements—1,478 in June, 1973.

Live-Register—1,478 in June, 1973.

"Appreciation of

Registrations—47 as against 74 in June, 1973.

Demands Notified—57 in June, 1973.

Submissions—57 as against 196 in June, 1973.

Placements—107 in June, 1973.

Live Register—8 in June, 1973.

MILLE EMPLOYMENT (DECASUALISATION) SCHEME

month of July 1973 under the Decasualisation Scheme, Bombay, were registered, demands for 3,976 workers were received from 92 submissions were made against these demands. Placements of were obtained against these submissions.

uring July, 1973 under the Decasualisation Scheme, Sholapur. 47 registered. Demands for 13 workers were received from the missions were made to the mills against these demands. Place-workers obtained against these submissions.

a of Statistics rendered (Bombay) "

—2,547 workers were registered under the Decasualisation Scheme 225 in June, 1973.

otified—3,976 vacancies were notified to the sectional offices as in June, 1973.

—2,892 submissions were made under the Decasualisation Scheme 895 in June, 1973.

—1,478 workers were employed by the mills as against 1,668 3.

er—1,298 workers were on the Live-Register at the end of July,

a of Statistics rendered (Sholapur) "


s—47 workers were registered under the Decasualisation Scheme 4 in June, 1973.

otified—13 vacancies were notified to the Scheme as against 202

s—57 submissions were made under the Decasualisation Scheme 06 in June, 1973.

—107 workers were employed by the mills as against 102 workers

er—844 workers were on the Live Register at the end of July, 1973.



Labour Literature

ARTICLE OF LABOUR INTEREST

The World Food Programme and Employment, by E. Costa. *International Labour Review*, Geneva. Volume 107, No. 3, March 1973, Page 209.

Recent Trends in Collective Bargaining in Sweden, by Gunnar Hogberg. *International Labour Review*, Geneva. Volume 107, No. 3, March 1973, Page 223.

Progress in Social Security for Agricultural Workers in the USSR, by M. Lantsev, *International Labour Review*, Geneva. Volume 107, No. 3, March 1973, Page 239.

How to Provide More Employment in Labour Surplus Economy, by Dudley Jackson and H. A. Turner. *International Labour Review*, Geneva. Volume 107, No. 4, April 1973, Page 315.

Simultaneous Planning of Employment, Production and Education, by R. Olivier and Y. Sabolo. *International Labour Review*, Geneva. Volume 107, No. 4, April 1973, Page 359.

Low Pay and Changes in earnings in Department of Employment Gazette, London. Volume LXXXI, No. 4, April 1973, Page 335.

Recent and forth coming developments in Labour Statistics. Published in Department of Gazette, London. Volume LXXXI, No. 4, April 1973, Page 349.

Occupations of Employees in engineering and related industries Great Britain, May 1972. Published in Department Gazette, London. Volume LXXXI, No. 4, April 1973, Page 357.

Workers Education in India, by J. C. Dikshit. *The Indian Worker*, New Delhi, Independence Number, Volume XXI, No. 45 and 46., August 1973, Page 13.

Labour Participation in Ajudhia Textile Mills, by K. P. Tripathy. *The Indian Worker*, New Delhi. Independence Number, Volume XXI, No. 45 and 46, August, 1973, Page 17.

Industrial Relations in Goa, by Mohan Nair. *The Indian Worker*, New Delhi, Independence Number, Volume No. XXI, No. 45 and 46, August 1973, Page 19.

Impact of 7-Day Week in Bombay Mills, by B. M. Purandare. *The Indian Worker*, New Delhi. Independence Number, Volume XXI, No. 45 and 46, August 1973, Page 21.

Uplifting
Delhi. Ind
Page 25.

A "Rev

The Indian
45 and 46,

Labour
India by I
Volume X

Trustee
New Dell
August 19

Housing
Delhi. In
Page 43.

Protect
Indian w
and 46,

Agricu
Indian w
46, Aug

Uplifting Weaker Section in Rural India. The Indian Worker. New Delhi. Independence Number. Volume XXI, No. 45 and 46, August 1973, Page 25.

A "Revolution" In U. S. Collective Bargaining, by Joseph Glazer. The Indian Worker, New Delhi. Independence Number, Volume XXI, No. 45 and 46, August 1973, Page 29.

Labour Relations and Education of Workers' Representatives in India by D. Venkatesh. Indian worker, New Delhi, Independence Number, Volume XXI, No. 45 and 46, August 1973, Page 33.

Trustee ship In Industry by Ajit Bhattacharjea. The Indian Worker, New Delhi. Independence Number, Volume XXI, No. 45 and 46, August 1973, Page 39.

Housing for workers in Yugoslavia. Published in Indian worker, New Delhi. Independence Number. Volume XXI, No. 45 and 46, August 1973, Page 43.

Protection, Productivity and People, by Brig. G. R. Chainani. Indian worker, New Delhi. Independence Number, Volume XXI, No. 45 and 46, August 1973, Page 47.

Agricultural Labour Conditions, What should be done by H. D. Malviya Indian worker, New Delhi, Independence Number, Volume XXI, No. 45 and 46, August 1973, Page 57.



Statistics

EMPLOYMENT THROUGH EMPLOYMENT EXCHANGES

(Maharashtra)

| Year and Month | Number of applicants on Live Registers at the end of the month/year | Registration | Placements | Number of Employers who used the exchanges | Vacancies notified | Vacancies outstanding at the end of month/year |
|----------------|---------------------------------------------------------------------|--------------|------------|--------------------------------------------|--------------------|------------------------------------------------|
| 1 | 2 | 3 | 4 | 5 | 6 | 7 |
| 1964 | 2,58,676 | 3,68,711 | 72,583 | | 1,36,667 | 24,078 |
| 1965 | 2,76,852 | 4,04,490 | 75,301 | | 1,42,716 | 23,654 |
| 1966 | 2,82,826 | 3,96,688 | 71,336 | | 1,32,680 | 18,203 |
| 1967 | 2,86,676 | 4,05,063 | 40,634 | | 76,018 | 14,103 |
| 1968 | 2,94,711 | 4,12,803 | 39,704 | | 80,487 | 18,367 |
| 1969 | 3,00,133 | 3,92,540 | 42,104 | | 86,450 | 23,954 |
| 1970 | 3,28,313 | 4,02,039 | 38,662 | | 87,221 | 27,193 |
| 1971 | 4,29,578 | 4,75,360 | 44,184 | | 85,253 | 22,672 |
| 1972— | | | | | | |
| June | 4,62,799 | 35,774 | 2,798 | 1,362 | 6,397 | 24,691 |
| July | 4,91,627 | 41,399 | 3,353 | 1,400 | 7,149 | 23,946 |
| August | 5,18,093 | 37,117 | 2,651 | 1,406 | 7,268 | 24,803 |
| September | 5,39,879 | 32,398 | 3,213 | 1,445 | 6,869 | 25,137 |
| October | 5,57,729 | 30,533 | 2,931 | 1,410 | 7,532 | 25,966 |
| November | 5,75,690 | 28,735 | 3,596 | 1,343 | 7,351 | 26,796 |
| December | 5,97,650 | 33,561 | 2,932 | 1,280 | 6,007 | 26,249 |
| 1973— | | | | | | |
| January | 6,18,540 | 32,651 | 3,056 | 1,413 | 7,016 | 26,249 |
| February | 29,066 | 27,635 | 3,117 | 1,330 | 6,321 | 26,619 |
| March | 32,041 | 35,367 | 4,126 | 1,522 | 7,527 | 26,957 |
| April | | | | | | |

EMPI
Statement showing

Year

1971—

1972—

March

April

May

June

July

August

September

October

November

December

1971—Grand Total

Grand Total

Grand Total

1973—

January

February

March

April

EMPLOYMENT THROUGH DECASULISATION SCHEME

Statement showing the numbers of works registered, Demand submitted and placed together with the Live Register.

| Year | Months | Registrations | Demands | Submissions | Placements | Live Register |
|------------------|------------------------|---------------|--------------|--------------|--------------|---------------|
| 1971— | | 35,109 | 34,649 | 40,652 | 20,455 | 23,678 |
| 1972— | | | | | | |
| March | .. | 3,980 | 3,781 | 5,495 | 2,443 | 1,223 |
| April | .. | 2,760 | 2,604 | 3,561 | 1,601 | 1,601 |
| May | .. | 4,121 | 4,726 | 5,655 | 3,560 | 623 |
| June | .. | 2,246 | 2,021 | 2,718 | 2,464 | 817 |
| July | .. | 1,999 | 1,980 | 2,040 | 1,097 | 1,003 |
| August | (Bombay) (Sholapur) | 1,982 69 | 1,324 30 | 1,909 180 | 1,087 59 | 1,459 635 |
| September | (Bombay) (Sholapur) | 1,978 55 | 1,458 19 | 1,800 35 | 672 15 | 1,716 663 |
| October | (Bombay) (Sholapur) | 1,750 40 | 1,009 26 | 1,408 51 | 613 19 | 1,953 666 |
| November | (Bombay) (Sholapur) | 2,811 72 | 1,771 85 | 2,597 181 | 690 19 | 2,442 528 |
| December | (Bombay) (Sholapur) | 2,296 188 | 1,321 55 | 1,927 83 | 849 83 | 2,420 30 |
| 1971—Grand Total | (Bombay) | 31,869 | 28,839 | 37,758 | 17,551 | 19,267 |
| Grand Total | (Sholapur) | 424 | 215 | 530 | 195 | 3,322 |
| Grand Total | .. | 32,293 | 29,054 | 38,288 | 17,746 | 22,589 |
| 1973— | | | | | | |
| January | (Bombay) (Sholapur) | 2,400 75 | 1,174 20 | 1,899 11 | 754 9 | 3,439 871 |
| February | (Bombay) (Sholapur) | 2,582 89 | 3,458 122 | 4,372 270 | 1,104 22 | 2,351 950 |
| March | (Bombay) (Sholapur) | 3,435 84 | 3,425 106 | 5,231 150 | 2,009 119 | 1,873 794 |
| April | (Bombay) | 3,229 76 | 3,623 120 | 4,699 224 | 2,118 39 | 1,858 1010 |

REVISION OF WORK STOPPAGES DUE TO INDUSTRIAL DISPUTES FOR THE MONTH OF MAY 1973

124

LABOUR GAZETTE—SEPTEMBER 1973

| Serial No. | Industry | Name of the Concern and Locality | Matter in dispute | Date when work stoppages | | Maximum No. of workers affected | | Man-Jays lost | | Result |
|------------|----------------------------------|--------------------------------------------------------------------------------------|------------------------------------------------------------------------------------------|--------------------------|----------------|---------------------------------|------------|------------------|-----------------------------|---------------|
| | | | | Began | Ended | Directly | Indirectly | During the month | Till the close of the month | |
| 1 | 2 | 3 | 4 | 5 | 6 | 7 | 8 | 9 | 10 | 11 |
| 1 | Biscuits .. | Bombay— Shangrila Food Products Ltd. (Pvt.) | Others— Protest against employing temporary hands instead of giving work on overtime. | 23rd May 1973 | 28th May 1973 | 66 | .. | 330 | 330 | Unsuccessful |
| 2 | Cotton Textile | Bombay— The Ahmedabad B uptr Spg. Wvg. and Mfg. Co. Ltd. (Publ.) | Personnel— Demand for promotion according to seniority | 2nd May 1973 | 2nd May 1973 | 659 | .. | 452 | 452 | Successful. |
| 3 | Ginning and Pressing. | Saipur (Nasik)— R. S. Industries (Pvt.). | Personnel— Demand for reinstatement of a retrenched worker. | 3rd May 1973 | 6th May 1973 | 20 | .. | 67 | 67 | Indefinite. |
| 4 | Dyeing and Printing. | Bombay— Amaerdeep Printing Mills (Pvt.). | Personnel— Protest against charge sheet given to 17 workers. | 15th May 1973 | .. | 171 | .. | 2,565 | 2,565 | Contd. |
| 5 | Power looms | Poona — Messrs. Kundan Textiles and other Powerloom and Handloom Concerns (Pvt.). | Bonus— Demand for immediate payment of bonus instalment. | 18th April 1973. | 5th May 1973. | 853 | .. | 3,412 | 12,795 | Unsuccessful. |
| 6 | Viscose cotton and woollen Yarn. | Thana— Kisanchand Spg. Mills (Pvt.). | Personnel— Demand for reinstatement of dismissed worker. | 17th May 1973. | 22nd May 1973. | 119 | 23 | 2,255 | 7,609 | Unsuccessful. |
| 7 | Hosiery .. | Bombay— Leela Scottish Lace Pvt. Ltd. (Pvt.). | Retrenchment— Demand for reinstatement of retrenched worker. | 13th January 1973. | 15th May 1973 | 43 | .. | 516 | 4,429 | Unsuccessful. |
| 8 | Ready made Garments. | Bombay— Handloom (India) and Garments Industries Pvt. Ltd. (Pvt.). | Personnel— Demand for reinstatement of terminated workers, etc. | 21st May 1973. | | 162 | .. | 1,620 | 1,620 | Contd. |

| | | | | | | | | | | |
|---|--------------|---------------|---------------------------|--------------|--------------|----|----|----|----|-------------|
| 9 | Wooden Boxes | Bombay— .. | Wages— Demand for D.A. | 2nd May 1973 | 4th May 1973 | 15 | .. | 45 | 45 | Successful. |
|---|--------------|---------------|---------------------------|--------------|--------------|----|----|----|----|-------------|

| | | | | | | | | | |
|---------------------|---------------------------------------------------------------------------------|--------------------------------------------------------------------|--------------------|---------------|-------|-------|--------|---------|-----------------------|
| | Garments Industries Pvt. Ltd. (Pvt.). | ... of reinstatement of terminated workers, etc. | 182 | .. | 1,620 | 1,620 | Contd. | | |
| Wooden Boxes | Bombay— Box assemble Contractors (Pvt.) | Wages— Demand for D.A. | 2nd May 1973 | 4th May 1973 | 15 | .. | 45 | 45 | Successful. |
| Wooden Boxes | Bombay— Maharashtra Wood Works (Pvt.). | Personnel— Demand for reinstatement of a suspended worker. | 30th January 1973. | 4th May 1973 | 11 | .. | 6 | 826 | Unsuccessful. |
| Corrugated Boxes | Bombay— Krishna Trading Co. and its sister concerns (Pvt.). | Retrenchment— Demand for reinstatement of 12 workers. | 8th April 1973. | 5th May 1973 | 70 | .. | 280 | 1,573 | Partially successful. |
| Printing and | Bombay— Amardeep Printing Mill (Pvt.) | Wages— Demand for more wages | 24th April 1973. | 2nd May 1973 | 156 | 17 | 173 | 1,211 | Successful. |
| Rubber Tyres-Tubes. | Bombay— Coat Tyres of India Ltd. (Pvt.). | Others— To take over running of the canteen by Mgt. | 12th May 1973 | 12th May 1973 | 415 | .. | 207 | 207 | Unsuccessful. |
| Rubber Goods | Chinchwad (Poona)— Swastik Rubber Products (Pvt.). | Personnel— Protest against suspension of 3 workers. | 2nd March 1973. | 1st May 1973 | 3,005 | .. | 3,005 | 156,260 | Indefinite. |
| Do. .. | Bombay— Oil seeds Mfg. Co. Pvt. Ltd. and its sister concern (Pvt.). | Wages— Demand for increase in wages. | 23rd October 1972. | | 455 | .. | 12,285 | 86,223 | Contd. |
| Plastic .. | Bombay— Supor Plastic Industries Pvt. Ltd. (Pvt.). | Wages— Demand for increase in wages. | 27th March 1973. | 3rd May 1973 | 52 | .. | 156 | 1,716 | Unsuccessful. |
| Plastic Toys.. | Bombay— Oya Tape Fibres Pvt. Ltd. (Pvt.). | Bonus— Protest against non-payment of bonus dues. | 2nd May 1973 | 4th May 1973 | 86 | .. | 258 | 258 | Indefinite. |
| Chemicals Havours. | Bombay— Asian Chemicals Works (Pvt.). | Wages— Demand for more D.A. | 24th March 1973. | Contd. | 75 | .. | 1,950 | 4,350 | Contd. |
| Chemical .. | Dombivli (District Thana)— Western Chlorides and Chemicals Pvt. Ltd. (Pvt.). | Retrenchment— Demand for reinstatement of 3 retrenched workers. | 28th April 1973. | 6th May 1973 | 21 | .. | 105 | 168 | Unsuccessful. |
| Non-ferrous Tubes. | Bombay— Kamani Tubes (P) Ltd. (Pvt.) | Bonus— Demand for Bonus. | 28th May 1973 | | 580 | .. | 2,320 | 2,320 | Contd. |

INDUSTRIAL DISPUTES IN PROGRESS IN MAHARASHTRA STATE IN THE STATE SPHERE FOR THE MONTH OF MAY 1973—contd.

126

LABOUR GAZETTE SEPTEMBER 1973

| Serial No. | Industry | Name of the Concern and Locality | Matter in disputes | Date when work stoppages | | Minimum No. of workers affected | | No. of mandays lost | | Result |
|------------|---------------------|--------------------------------------------------------------------------------------------|-------------------------------------------------------------------------|--------------------------------|--------------------------------|---------------------------------|------------|---------------------|-----------------------------|---------------|
| | | | | Began | Ended | Directly | Indirectly | During the month | Till the close of the month | |
| 1 | 2 | 3 | 4 | 5 | 6 | 7 | 8 | 9 | 10 | 11 |
| 21 | Tin containers | Bombay— H. A. H. Bachooali Tin Factory (Pvt.). | Wages— Demand for increase in wages, D. A., etc. | 3rd February 1973. | | 41 | .. | 1,107 | 4,141 | Contd. |
| 22 | Engineering .. | Poona— C.T.R.Mfg. Industries Ltd. (Pvt.). | Personnel— Demand for resignation of Fabrication Supdt. | 14th April 1973. | | 338 | .. | 8,450 | 12,944 | Contd. |
| 23 | Light Engineering. | Bombay— Lans Mental and Enamel Works (P.) Ltd. (Pvt.). | Retrenchment— Demand for reinstatement of a retrenched worker. | 29th May 1973 | 31st May 1973 | 115 | .. | 345 | 345 | Unsuccessful. |
| 24 | Radiators .. | Bombay— Luthara Import and 2 other sisters concerns (Pvt.). | Personnel— Demand for reinstatement of a suspended worker. | 3rd February 1973. | 9th May 1973 | 28 | .. | 224 | 2,296 | Indefinite |
| 25 | Engineering .. | Thana— Ultra Steel Engineers (Pvt.). | Wages— Demand for increase in wages, leave facilities, etc. | 24th April 1973. | | 22 | .. | 594 | 726 | Contd. |
| 26 | Aluminium Utensils. | Thana— Palghar Delux Metal Works (Pvt.). | Personnel— Protest against suspension of a worker. | 23rd April 1973. | | 18 | .. | 486 | 612 | Contd. |
| 27 | Tools .. | Thana— Dagger Forest Tools Ltd., (Pvt.). | Personnel— Demand for reinstatement of 4 terminated workers. | 3rd April 1973 | 17th May 1973. | 124 | .. | 1,845 | 4,820 | Indefinite. |
| 28 | Cotton Textile | Hinganghat, District Wardha— The R. S. Rekhchand Mohata Spg. Mills (P.) Ltd. (Pvt.). | L. and H. W.— Protest against 7 days Working of the Mill. | 23rd May 1973 25th May 1973 | 23rd May 1973 25th May 1973 | 1,731 | .. | 2,775 | 2,775 | Unsuccessful. |
| 29 | Textile Processing. | Bombay— Mansukh Dyeing and Printing Mills (Pvt.). | Personnel— Demand for reinstatement of discharged temporary workers. | 11th May 1973 | | 426 | .. | 7,668 | 7,668 | Contd. |

| | | | | | | | | | |
|-------------------------|---------------------------------------------------------------|---------------------------------------------------------------------|------------------|----------------|-----|------|-------|--------|---------------|
| Aerated Water. | Poona— Poona Beverages Pvt. Ltd. (Pvt.). | Personnel— Protest against not giving work to a lorry driver. | 7th May 1973 | 7th May 1973 | 49 | | 49 | 49 | Compromise. |
| Aerated Water. | Bombay— Rogers & Co., Pvt. Ltd. (Pvt.). | Wages— Demand for increase in D. A. | 3rd May 1973 | 3rd May 1973 | 451 | | 225 | 225 | Successful. |
| Wooden Boxes. | Kanhan (Nagpur)— M. P. Timber Works (Pvt.) | Bonus— Bonus for the year 1970. | 25th April 1973. | Contd. | 313 | | 4,671 | 5,186 | Continued. |
| Printing Press. | Bombay— Ikon Greeting and Wedding Cards Co. (Pvt.). | Personnel— Demand for reinstatement of a terminated Workman. | 17th May 1973. | 19th May 1973. | 33 | 26 | 148 | 148 | Unsuccessful. |
| Printing Press. | Kolhapur— Satyawadi Press (Pvt.). | Wages— Demand for increase in wages etc. | 16th May 1973. | 18th May 1973. | 25 | | 75 | 75 | Successful. |
| Chorme Colours. | Bombay— V. G. Colour Industries (Pvt.). | Wages— Demand for increase in wages. | 16th May 1973. | Contd. | 15 | 3 | 252 | 252 | Continued. |
| Cement Pipes. | Budhgaon (Sangli) Kison Cement Pipe Industries (Pvt.). | Wages— Demand for increase in wages. | 2nd May 1973. | 4th May 1973. | 23 | | 58 | 58 | Successful. |
| Rolling Mill. | Poona— Jolly Steel Industries (Pvt.). | Wages — Demand to pay lay-off compensation to temporary workers. | 5th May 1973. | 6th May 1973. | 68 | | 136 | 136 | Successful. |
| Agricultural Equipment. | Sholapur— Laxmi Metal Works (Pvt.). | Wages— Demand for increase in wages. | 17th May 1973. | 18th May 1973. | 15 | | 30 | 30 | Indefinite. |
| Engineering... | Bombay— Baidai Pvt. Ltd. (Pvt.) | Retrenchment— Demand for reinstatement of retrenched workers. | 15th July 1972. | | 56 | | 1,512 | 15,400 | Continued. |
| Electronics .. | Bombay— Gannon Electrolytics Ltd. (Pvt.). | Personnel— Protest against Charge sheet issued to 4 workmen. | 11th May 1973. | | 20 | | 360 | 360 | Continued. |
| Engineering .. | Bombay— New Haven Steel Ball Corporation Pvt. Ltd. (Pvt.). | Bonus— Demand for advance against bonus. | 9th May 1973. | Contd. | 180 | | 3,600 | 3,600 | Continued. |

| Serial No. | Industry and Code No. | Name of the Concern and Locality | Matter in dispute | Date when work-stoppage | | Maximum No. of workers involved | | No. of man-days lost | | Result |
|------------|-----------------------|--------------------------------------------------------------------------------------|---------------------------------------------------------------------------|-------------------------|--------------|---------------------------------|------------|----------------------|-----------------------------|---------------|
| | | | | Began | Ended | Directly | Indirectly | During the month | Till the close of the month | |
| 1 | 2 | 3 | 4 | 5 | 6 | 7 | 8 | 9 | 10 | 11 |
| 42 | Tractor .. | Bombay— International Tractor Co. of India Ltd. (Pvt.) | Personnel— Demand for reinstatement of a terminated employee. | 22nd May 1973. | | 1,867 | | 15,903 | 15,903 | Continued. |
| 43 | Fabricator .. | Akola— Vishwakarma and New Vishwakarma Foundry Works, (Pvt.). | Others— Protest against alleged unfair Labour Practice. | 1st April 1973 | | 12 | | 324 | 589 | Continued. |
| 44 | Engineering .. | Poona— Southern Machine Industries (Pvt.). | Wages— Demand for increase in wages etc. | 24th March 1973. | | 91 | | 1,274 | 3,136 | Continued. |
| 45 | Cotton Textile | Hinganghat (District Wardha)— R.S.Rekhchand Mohata Spg. Mills (Pvt.) Ltd. (Pvt.). | Land H. W.— Protest against 7 days a week working. | 28th May 1973 | | 1,938 | | 7,752 | 7,752 | Continued. |
| 46 | Fans .. | Poona— Globe Electrical Industries and Raj Electrical Industries (Pvt.). | Wages— Demand for increase in D. A. | 21st May 1973 | | 109 | | 952 | 952 | Continued. |
| 47 | Cast Iron Pipe | Manpada (District Thana)— Prasanna Metalics Co. (Pvt.). | Wages— Demand for increase in Wages, abolition of contract system etc. | 8th May 1973 | 9th May 1973 | 62 | | 124 | 124 | Unsuccessful. |
| 48 | Plastic Items | Lonavala (District Poona)— C. J. Industries (Pvt.). | L. & H. W.— Protest against change in weekly off. | 31st May 1973 | Contd. | 112 | | 56 | 56 | Continued. |
| 49 | Biscuits .. | Bombay— The Britannia Biscuit Co. Ltd. (Pvt.). | Personnel— Protest against transfer of Packers. | 4th May 1973 | 4th May 1973 | 289 | 53 | 171 | 171 | Successful. |

| | | | | | | | | | | |
|----|---------------|----------------------------------------------------------------------|-------------------------------------------------|---------------|---------------|----|------|-------|-------|---------------|
| 50 | Edible Oil .. | Bombay— The Vegetable Vitamin Foods Co. (Pvt.) Ltd. (Pvt.). | Wages— Demand for increase in wages, etc. | 18th May 1973 | 21st May 1973 | 85 | 330 | 1,245 | 1,245 | Successful. |
| | | Bombay— | Others— Protect against warning | 14th May 1973 | 25th May 1973 | 15 | | 165 | 165 | Unsuccessful. |

| | | | | | | | | | |
|--------------------------------------------------|----------------------------------------------------------------------------------|-----------------------------------------------------------------------|--------------------|-------------------|-----|------|-------|--------|---------------|
| Edible Oil .. | Bombay— The Vegetable Vitamin Foods Co. (Pvt.) Ltd. (Pvt.). | Wages— Demand for increase in wages, etc. | 18th May 1973 | 21st May 1973 | 85 | 330 | 1,245 | 1,245 | Successful. |
| Snacks .. | Bombay— Monarch Wafers (Pvt.) | Others— Protest against warning to work properly. | 14th May 1973 | 25th May 1973 | 15 | | 165 | 165 | Unsuccessful. |
| Textile Print- ing. | Bombay — Ujagar Textile Indus- tries (Pvt.). | Personnel— Protest against change in work. | 24th May 1973 | | 205 | | 1,052 | 1,052 | Continued. |
| Dyeing and Printing. | Bombay— Evergreen Textile Mills (Pvt.). | Personnel— Protest against lay-off given to the workers. | 12th May 1973 | | 47 | 19 | 1,130 | 1,130 | Continued. |
| Silk & Art Silk | Bombay— Cadell Wvg. Mills Co. Pvt. Ltd. (Pvt.). | Personnel— Demand for reinstate- ment of temporary workers. | 3rd May 1973 | 8th May 1973 | 97 | | 441 | 441 | Successful. |
| Litho Work .. | Gondia (Bhandara)— Vasant Fine Pvt. Litho Work (Pvt.). | Wages— Demand for payment of arrears of wages etc. | 3rd May 1973 | Contd. | 260 | 55 | 7,750 | 7,750 | Continued. |
| Rolling Shut- ters. | Bombay— V. J. Dondia & Bros. (Pvt.). | Wages— Demand for increase in wages. | 14th May 1973 | 29th May 1973 | 18 | | 252 | 252 | Successful. |
| Aluminium Utensils. | Bombay— Lallubhai Amichand Pvt. Ltd. (Dun Allumi- nium Factory) (Pvt.). | Others— Demand for recognition of the union. | 23rd May 1973 | 23rd May 1973 | 298 | | 298 | 298 | Unsuccessful. |
| Alluminium.. | Bombay— King Metal Works (Pvt.). | Wages— Demand for increase in wages. | 7th May 1973 | | 23 | | 483 | 483 | Continued. |
| Manufacturing Automobile Parts. | Bombay— Sunil Industries Engineers and Fabricators (Pvt.). | Personnel— Protest against charge sheet given to a worker. | 27th May 1973 | | 36 | | 144 | 144 | Continued. |
| Electrical Ac- cessors. | Bombay— Indian Express Industries and Hariram Gobindram (Pvt.). | Personnel— Demand for reinstate- ment of a suspended worker. | 26th May 1973 | 28th May 1973. | 57 | | 85 | 85 | Successful. |
| Manufacturing of intermedi- ate Chemicals. | Kasayani (District Kolaba)— Hindustan Organic Chemicals Ltd. (Pub.). | Wages— Demand for revision of wages and fringe benefits. | 9th April 1973. | 9th May 1973 | 974 | | 7,792 | 26,298 | Successful. |

| Serial No. | Industry | Name of the Concern and Locality | Matter in dispute | Date when work-stoppage | | Maximum No. of workers involved | | No. of man-days lost | | Result |
|------------|---------------------------------------|-------------------------------------------------------|----------------------------------------------------------------------------------------------------|-------------------------|----------------|---------------------------------|------------|----------------------|-----------------------------|-----------------------|
| | | | | Began | Ended | Directly | Indirectly | During the month | Till the close of the month | |
| 1 | 2 | 3 | 4 | 5 | 6 | 7 | 8 | 9 | 10 | 11 |
| 62 | Manufacturing of imitation jewellery. | Bombay—Crown Art Industries (Pvt.). | Wages—Demand for increase in wages. | 7th May 1973 | 11th May 1973. | 17 | .. | 85 | 85 | Unsuccessful. |
| 63 | Manufacturing of imitation Jewellery. | Bombay—Crown Art Industries (Pvt.). | Others—Protest against misbehaviour of the owner of the concern. | 23rd May 1973 | Contd. .. | 17 | .. | 127 | 127 | Contd. |
| 64 | Printing of Sarces. | Bombay—Pushpa Prints (Pvt.). | Wages—Demand for increase in wages. | 13th May 1973 | 14th May 1973. | 38 | .. | 38 | 38 | Partially Successful. |
| 65 | Nylon Manufacturing Industries. | Poona—Century Enka Ltd., (Pvt.). | Wages—Demand for wage scale etc. | 14th May 1973 | 19th May 1973. | 302 | .. | 1,812 | 1,812 | Successful. |
| 66 | Manufacturing of P. V. C. Tapes. | Thana—Deepak & Co. (Pvt.). | Personnel—Demand for reinstatement of a suspended worker and recognition of the union. | 15th May 1973 | Contd. | 40 | .. | 600 | 600 | Contd. |
| 67 | Engineering .. | Bombay—The General Electric Co. of India Ltd. (Pvt.). | Others—To express sympathy and support for the workers on strike at the factories at Calcutta etc. | 29th May 1973 | 29th May 1973. | 120 | .. | 15 | 15 | Unsuccessful. |
| 68 | Printing Press | Poona—Chitra Shala (Pvt.) .. | Wages—Demand for Payment for the Work done by the workers in April 1973. | 8th May 1973 | 15th May 1973. | 82 | .. | 574 | 574 | Unsuccessful |
| 69 | Engineering & Marketing | Bombay—Voltas Ltd. and its branches (Pvt.). | Wages—Employees' Demand for increase in D. A. 5 days in 45 hours a week E. D. etc. | 12th February 1973. | | 4,031 | .. | 72,440 | 162,323 | Contd. |

| | | | | | | | | | | |
|----|----------------------------------|--------------------------------|---------------------------------------------------|---------------|----------------|----|----|-----|-----|-------------|
| 70 | Who let's a lo dealers in Grams. | Bombay—M/s. H. T. Shah (Pvt.). | Wages—Demand for increase in wages and D. A. etc. | 16th May 1973 | 19th May 1973. | 40 | .. | 160 | 160 | Successful. |
| | | | | | 21st May 1973 | 17 | .. | 68 | 68 | Successful. |

| | | | | | | | | | |
|--------------------------------------|------------------------------------------------------------------------------|---------------------------------------------------------------------------------------------|-----------------------|-------------------|-----|--------|---------|--------|---------------|
| branches (Pvt.). | Employees' Demand for increase in D. A. 5 days in 45 hours a week E. D. etc. | 1973. | | 4,031 | .. | 72,440 | 162,323 | Contd. | |
| Who let's a le dealers Gremis. | Bombay— M/s. H. T. Shah (Pvt.). | Wages— Demand for increase in wages and D. A. etc. | 16th May 1973 | 19th May 1973. | 40 | .. | 160 | 160 | Successful. |
| hop .. | Bombay— Talcherkars Outdoor Publicity service (Pvt.). | Personnel— Demand for absorption of workers from the closed sister concern. | 2nd May 1973. | 5th May 1973. | 17 | .. | 68 | 68 | Successful. |
| vil Engineers Contractor | Nasik— Patel Engineering Co. Ltd. (Pvt.). | Retrenchment— Demand for reinstatement of retrenched workers. | 12th May 1973. | Contd. .. | 229 | 229 | 3,893 | 3,893 | Contd. |
| Import and Export Trade. | Bombay— The State Trading Corporation of India Ltd. (Pub.). | Wages— Demand for increase in wages etc. | 1st May 1973. | 8th May 1973. | 234 | .. | 1,638 | 1,638 | Successful. |
| Sanitary Con- tractor. | Bombay— M/s. Bambot & Co. Pvt. Ltd. (Pvt.) | Personnel— Demand for reinstatement of 12 workers, increase in Pay etc. | 5th May 1973. | 16th May 1973 | 25 | .. | 250 | 250 | Indefinite. |
| ublisher and Book agents. | Bombay— India Book House (Pvt.). | Wages— Demand for increase in Pay etc. | 6th April 1973 | 11th May 1973. | 17 | .. | 170 | 527 | Indefinite. |
| Building Con- struction. | Bombay— Shapurji Palanji & Co. Ltd. (Pvt.). | Wages— Demand for overtime. | 12th May 1973 | | 4 | 13 | 289 | 289 | Contd. |
| Services .. | Bombay— Metro Exporters Pvt. Ltd. (Pvt.). | Retrenchment— Demand for reinstatement of retrenched workers of Metro Cycle Co. | 22nd May 1973. | Contd. .. | 12 | .. | 99 | 99 | Contd. |
| Tailor .. | Bombay— Siddharath Tailors (Pvt.). | Bonus— Demand for 8.33 per- cent bonus. | 3rd November 1972. | 1st May 1973. | 25 | .. | 25 | 3,850 | Unsuccessful. |
| Tailor .. | Bombay— Kank Tailors (Pvt.). .. | Bonus— Demand for 8.33 per- cent Bonus. | 1st November 1972. | 1st May 1973. | 35 | .. | 35 | 5,460 | Unsuccessful. |
| Tailor .. | Bombay— Keshavrao Tailors (Pvt.). | Bonus— Demand for 8.33 per- cent bonus. | 3rd November 1972. | 1st May 1973 | 22 | .. | 22 | 3,388 | Unsuccessful. |

| Industry | Name of the Concern and Locality | Matter in dispute | Date when work-stoppage | | Maximum No. of workers involved | | No. of man-days lost | | Result |
|----------------------------|----------------------------------------------------------|-------------------------------------------------------------------------------|-------------------------|----------------|---------------------------------|------------|----------------------|-----------------------------|-----------------------|
| | | | Began | Ended | Directly | Indirectly | During the month | Till the close of the month | |
| 2 | 3 | 4 | 5 | 6 | 7 | 8 | 9 | 10 | 11 |
| Tailor .. | Bombay— A. Sequira Tailors (Pvt.). | Bonus— Demand for 8.33 per cent bonus. | 25th October 1972. | 1st May 1973. | 60 | .. | 60 | 9,720 | Unsuccessful. |
| Tailor .. | Bombay— W. H. Deeth Pvt. Ltd. (Pvt.). | Personnel— Protest against removal of a worker. | 8th May 1973 | 8th May 1973. | 25 | .. | 13 | 13 | Unsuccessful. |
| Municipal Corporation .. | Sholapur— Sholapur Municipal Corp. (Pub.). | Wages— Demand for merger of D. A. etc. | 28th May 1973 | 31st May 1973. | 1,287 | .. | 5,148 | 5,148 | Successful. |
| Charitable Institution .. | Bombay— Y. M. C. A. International House (Pvt.). | Retrenchment— Protest against retrenchment of one worker. | 15th May 1973 | 2nd May 1973 | 60 | .. | 120 | 2,520 | Unsuccessful. |
| Printing and Publishing .. | Bombay— The Indian National Press, (Pvt.). | Retrenchment— Demand for reinstatement of retrenched workers. | 30th April 1973. | 5th May 1973. | 469 | .. | 2,445 | 2,830 | Partially Successful. |
| Textiles .. | Bombay— Ajay Textiles, Pvt. Ltd., (Pvt.). | Personnel— Protest against giving "C" grade work to the "A" grade workers. | 26th May 1973 | | 70 | .. | 350 | 350 | Contd. |
| Tiles .. | Bombay— Indian Tiles and Marble Corpn., (Pvt.). | Personnel— Protest against lay off given to the workers. | 3rd May 1973 | 3rd May 1973 | 74 | .. | 74 | 74 | Unsuccessful. |
| Engineering .. | Bombay— Aarav Iron and Steel Works Pvt. Ltd., (Pvt.). | Personnel— Demand for reinstatement of a terminated worker. | 21st May 1973 | | 76 | .. | 760 | 760 | Contd. |
| Engineering .. | Bombay— Vasant Industrial Works | Wages— Demand for immediate payment of salary for | 10th May 1973 | | 399 | .. | 7,581 | 7,581 | Contd. |

| | | | 1st May 1973 | 2nd May 1973 | 74 | 74 | 74 | 74 | 74 |
|---------------------------------------------|------------------------------------------------------------------------------|--------------------------------------------------------------------------------------------------|-------------------|---------------|-----|----|-------|--------|-------------------------|
| ...ing .. | Bombay— Aaree Iron and Steel Works Pvt. Ltd., (Pvt.) | Personnel— Demand for reinstatement of a terminated worker. | 21st May 1973 | | 76 | .. | 760 | 760 | Contd. |
| ...ing .. | Bombay— Vasant Industrial and Engineering Works (Pvt.). | Wages— Demand for immediate payment of salary for the Month of March and April 1973. | 10th May 1973 | | 399 | .. | 7,581 | 7,581 | Contd. |
| ...ing .. | Bombay— The Starit Engineering Co. Pvt. Ltd., (Pvt.) | Wages— Demand for revision of Pay etc. | 9th May 1973 | 11th May 1973 | 28 | .. | 84 | 84 | Successful. |
| ...ies .. | Bombay— Hensam Industrial Corpn. and Novelty Packing Service (Pvt.) | Personnel— Demand for reinstatement of a suspended worker. | 17th May 1973 | | 25 | .. | 313 | 313 | Contd. |
| ...ing .. | Thana— Chase Bright Steel Ltd. (Pvt) | Wages— Demand for increase in D. A. etc. | 9th May 1973 | 20th May 1973 | 228 | .. | 2,394 | 2,394 | Partially Successful |
| ...tto .. | Bombay— Master Tobacco Co. (India) (Pvt.). | Retrenchment— Protest against retrenchment of one Machine Mechanic. | 2nd May 1973 | 2nd May 1973 | 106 | .. | 106 | 106 | Unsuccessful |
| ...Selling. | Bombay— Wadi Stone Co. (Pvt.) | Wages— Demand for increase in wages. | 15th May 1973 | 15th May 1973 | 12 | .. | 24 | 24 | Successful. |
| ...tto .. | Bombay— Master Tobacco Co. (Pvt.). | Retrenchment— Protest against retrenchment of one worker. | 30th May 1973 | | 106 | .. | 212 | 212 | Contd. |
| ...ipality. | Dhulia — Municipal Council (Pub). | Wages — Demand for revision of pay scale etc. | 30th May 1973 | 31st May 1973 | 426 | .. | 852 | 852 | Successful. |
| ...ceering .. | Bombay— Lakhi Trading and its sister concern (Pvt.). | Personnel— Demand for withdrawal of termination notice served on an apprentice. | 9th January 1973. | 8th May 1973 | 311 | .. | 366 | 22,818 | Indefinite. |
| ...ing and ...is h i n g ...s Papers; | Industrial Dispute for the month of April 1973 (Reported late) | Retrenchment— Demand for reinstatement of retrenched worker. | 30th April 1973 | | 469 | .. | 235 | 235 | Contd. |

**CONSUMER PRICE INDEX NUMBERS FOR LOW-PAID EMPLOYEES IN
DIFFERENT MOFUSSIL CENTRES IN THE ANDHRA AND MADRAS
STATES FOR THE MONTHS OF JUNE 1973 AND JULY 1973**

(Base : Year ended June 1936 = 100).

| Groups | Visakhapatnam | | Eluru | | Cuddalore | | Trichirapalli | |
|------------------------------|---------------|-----------|-----------|-----------|-----------|-----------|---------------|-----------|
| | June 1973 | July 1973 | June 1973 | July 1973 | June 1973 | July 1973 | June 1973 | July 1973 |
| Food | INR | INR | INR | INR | INR | INR | INR | INR |
| Fuel and Lighting .. | | | | | | | | |
| Clothing .. | | | | | | | | |
| House-rent .. | | | | | | | | |
| Miscellaneous .. | | | | | | | | |
| Consumer Price Index Number. | | | | | | | | |

| Groups | Madurai | | Coimbatore | | Koghikade | |
|--------------------------------|-----------|-----------|------------|-----------|-----------|-----------|
| | June 1973 | July 1973 | June 1973 | July 1973 | June 1973 | July 1973 |
| Food | INR | INR | INR | INR | 1592 | 1673 |
| Fuel and Lighting | | | | | 777 | 772 |
| Clothing | | | | | 543 | 552 |
| House-rent | | | | | 432 | 432 |
| Miscellaneous | | | | | 544 | 531 |
| Consumer Price Index Number .. | | | | | 1224 | 1275 |

DEARNESS ALLOWANCE FOR BOMBAY, SHOLAPUR, JALGAON, NAGPUR
AND NANDED PAYABLE AS PER CONSUMER PRICE INDEX NUMBER
FOR WORKING CLASS

| Centre | June 1973 | | July 1973 | |
|-------------|------------------------|--------|------------------------|--------|
| | Number of working days | Amount | Number of working days | Amount |
| Bombay .. | 26 | 253.00 | 27 | 269.20 |
| Sholapur .. | 1NR | 1NR | | |

WAGES IN URBAN AREAS DURING JUNE, 1973

POONA

BOMBAY

Kolhapur

Sholapur

Seoli

D-

•

| | |
|------|--|
| Jul- | |
|------|--|

1

1

1

1

1

1

| | | | | | | | | | | | | | | | | | | | | | | | | | | | | | | | | | | | | | | | | | | | | | | | | | | | | | | | | | | | | | | | | | | | | | | | | | | | | | | | | | | | | | | | | | | | | | | | | | | | | | | | | | | | | | | | | | | | | | | | | | | | | | | | | | | | | | | | | | | | | | | | | | | | | | | | | | | | | | | | | | | | | | | | | | | | | | | | | | | | | | | | | | | | | | | | | | | | | | | | | | | | | | | | | | | | | | | | | | | | | | | | | | | | | | | | | | | | | | | | | | | | | | | | | | | | | | | | | | | | | | | | | | | | | | | | | | | | | | | | | | | | | | | | | | | | | | | | | | | | | | | | | | | | | | | | | | | | | | | | | | | | | | | | | | | | | | | | | | | | | | | | | | | | | | | | | | | | | | | | | | | | | | | | | | | | | | | | | | | | | | | | | | | | | | | | | | | | | | | | | | | | | | | | | | | | | | | | | | | | | | | | | | | | | | | | | | | | | | | | | | | | | | | | | | | | | | | | | | | | | | | | | | |
|---|---|---|---|---|---|---|---|---|----|----|----|----|----|----|----|----|----|----|----|----|----|----|----|----|----|----|----|----|----|----|----|----|----|----|----|----|----|----|----|----|----|----|----|----|----|----|----|----|----|----|----|----|----|----|----|----|----|----|----|----|----|----|----|----|----|----|----|----|----|----|----|----|----|----|----|----|----|----|----|----|----|----|----|----|----|----|----|----|----|----|----|----|----|----|----|----|----|----|-----|-----|-----|-----|-----|-----|-----|-----|-----|-----|-----|-----|-----|-----|-----|-----|-----|-----|-----|-----|-----|-----|-----|-----|-----|-----|-----|-----|-----|-----|-----|-----|-----|-----|-----|-----|-----|-----|-----|-----|-----|-----|-----|-----|-----|-----|-----|-----|-----|-----|-----|-----|-----|-----|-----|-----|-----|-----|-----|-----|-----|-----|-----|-----|-----|-----|-----|-----|-----|-----|-----|-----|-----|-----|-----|-----|-----|-----|-----|-----|-----|-----|-----|-----|-----|-----|-----|-----|-----|-----|-----|-----|-----|-----|-----|-----|-----|-----|-----|-----|-----|-----|-----|-----|-----|-----|-----|-----|-----|-----|-----|-----|-----|-----|-----|-----|-----|-----|-----|-----|-----|-----|-----|-----|-----|-----|-----|-----|-----|-----|-----|-----|-----|-----|-----|-----|-----|-----|-----|-----|-----|-----|-----|-----|-----|-----|-----|-----|-----|-----|-----|-----|-----|-----|-----|-----|-----|-----|-----|-----|-----|-----|-----|-----|-----|-----|-----|-----|-----|-----|-----|-----|-----|-----|-----|-----|-----|-----|-----|-----|-----|-----|-----|-----|-----|-----|-----|-----|-----|-----|-----|-----|-----|-----|-----|-----|-----|-----|-----|-----|-----|-----|-----|-----|-----|-----|-----|-----|-----|-----|-----|-----|-----|-----|-----|-----|-----|-----|-----|-----|-----|-----|-----|-----|-----|-----|-----|-----|-----|-----|-----|-----|-----|-----|-----|-----|-----|-----|-----|-----|-----|-----|-----|-----|-----|-----|-----|-----|-----|-----|-----|-----|-----|-----|-----|-----|-----|-----|-----|-----|-----|-----|-----|-----|-----|-----|-----|-----|-----|-----|-----|-----|-----|-----|-----|-----|-----|-----|-----|-----|-----|-----|-----|-----|-----|-----|-----|-----|-----|-----|-----|-----|-----|-----|-----|-----|-----|-----|-----|-----|-----|-----|-----|-----|-----|-----|-----|-----|-----|-----|-----|-----|-----|-----|-----|-----|-----|-----|-----|-----|-----|-----|-----|-----|-----|-----|-----|-----|-----|-----|-----|-----|-----|-----|-----|-----|-----|-----|-----|-----|-----|-----|-----|-----|-----|-----|-----|-----|-----|-----|-----|-----|-----|-----|-----|-----|-----|-----|-----|-----|-----|-----|-----|-----|-----|-----|-----|
| 1 | 2 | 3 | 4 | 5 | 6 | 7 | 8 | 9 | 10 | 11 | 12 | 13 | 14 | 15 | 16 | 17 | 18 | 19 | 20 | 21 | 22 | 23 | 24 | 25 | 26 | 27 | 28 | 29 | 30 | 31 | 32 | 33 | 34 | 35 | 36 | 37 | 38 | 39 | 40 | 41 | 42 | 43 | 44 | 45 | 46 | 47 | 48 | 49 | 50 | 51 | 52 | 53 | 54 | 55 | 56 | 57 | 58 | 59 | 60 | 61 | 62 | 63 | 64 | 65 | 66 | 67 | 68 | 69 | 70 | 71 | 72 | 73 | 74 | 75 | 76 | 77 | 78 | 79 | 80 | 81 | 82 | 83 | 84 | 85 | 86 | 87 | 88 | 89 | 90 | 91 | 92 | 93 | 94 | 95 | 96 | 97 | 98 | 99 | 100 | 101 | 102 | 103 | 104 | 105 | 106 | 107 | 108 | 109 | 110 | 111 | 112 | 113 | 114 | 115 | 116 | 117 | 118 | 119 | 120 | 121 | 122 | 123 | 124 | 125 | 126 | 127 | 128 | 129 | 130 | 131 | 132 | 133 | 134 | 135 | 136 | 137 | 138 | 139 | 140 | 141 | 142 | 143 | 144 | 145 | 146 | 147 | 148 | 149 | 150 | 151 | 152 | 153 | 154 | 155 | 156 | 157 | 158 | 159 | 160 | 161 | 162 | 163 | 164 | 165 | 166 | 167 | 168 | 169 | 170 | 171 | 172 | 173 | 174 | 175 | 176 | 177 | 178 | 179 | 180 | 181 | 182 | 183 | 184 | 185 | 186 | 187 | 188 | 189 | 190 | 191 | 192 | 193 | 194 | 195 | 196 | 197 | 198 | 199 | 200 | 201 | 202 | 203 | 204 | 205 | 206 | 207 | 208 | 209 | 210 | 211 | 212 | 213 | 214 | 215 | 216 | 217 | 218 | 219 | 220 | 221 | 222 | 223 | 224 | 225 | 226 | 227 | 228 | 229 | 230 | 231 | 232 | 233 | 234 | 235 | 236 | 237 | 238 | 239 | 240 | 241 | 242 | 243 | 244 | 245 | 246 | 247 | 248 | 249 | 250 | 251 | 252 | 253 | 254 | 255 | 256 | 257 | 258 | 259 | 260 | 261 | 262 | 263 | 264 | 265 | 266 | 267 | 268 | 269 | 270 | 271 | 272 | 273 | 274 | 275 | 276 | 277 | 278 | 279 | 280 | 281 | 282 | 283 | 284 | 285 | 286 | 287 | 288 | 289 | 290 | 291 | 292 | 293 | 294 | 295 | 296 | 297 | 298 | 299 | 300 | 301 | 302 | 303 | 304 | 305 | 306 | 307 | 308 | 309 | 310 | 311 | 312 | 313 | 314 | 315 | 316 | 317 | 318 | 319 | 320 | 321 | 322 | 323 | 324 | 325 | 326 | 327 | 328 | 329 | 330 | 331 | 332 | 333 | 334 | 335 | 336 | 337 | 338 | 339 | 340 | 341 | 342 | 343 | 344 | 345 | 346 | 347 | 348 | 349 | 350 | 351 | 352 | 353 | 354 | 355 | 356 | 357 | 358 | 359 | 360 | 361 | 362 | 363 | 364 | 365 | 366 | 367 | 368 | 369 | 370 | 371 | 372 | 373 | 374 | 375 | 376 | 377 | 378 | 379 | 380 | 381 | 382 | 383 | 384 | 385 | 386 | 387 | 388 | 389 | 390 | 391 | 392 | 393 | 394 | 395 | 396 | 397 | 398 | 399 | 400 | 401 | 402 | 403 | 404 | 405 | 406 | 407 | 408 | 409 | 410 | 411 | 412 | 413 | 414 | 415 | 416 | 417 | 418 | 419 | 420 | 421 | 422 | 423 | 424 | 425 | 426 | 427 | 428 | 429 | 430 | 431 | 432 | 433 | 434 | 435 | 436 | 437 | 438 | 439 | 440 | 441 | 442 | 443 | 444 | 445 | 446 | 447 | 448 | 449 | 450 | 451 | 452 | 453 | 454 | 455 | 456 | 457 | 458 | 459 | 460 | 461 | 462 | 463 | 464 | 465 | 466 |
|---|---|---|---|---|---|---|---|---|----|----|----|----|----|----|----|----|----|----|----|----|----|----|----|----|----|----|----|----|----|----|----|----|----|----|----|----|----|----|----|----|----|----|----|----|----|----|----|----|----|----|----|----|----|----|----|----|----|----|----|----|----|----|----|----|----|----|----|----|----|----|----|----|----|----|----|----|----|----|----|----|----|----|----|----|----|----|----|----|----|----|----|----|----|----|----|----|----|----|-----|-----|-----|-----|-----|-----|-----|-----|-----|-----|-----|-----|-----|-----|-----|-----|-----|-----|-----|-----|-----|-----|-----|-----|-----|-----|-----|-----|-----|-----|-----|-----|-----|-----|-----|-----|-----|-----|-----|-----|-----|-----|-----|-----|-----|-----|-----|-----|-----|-----|-----|-----|-----|-----|-----|-----|-----|-----|-----|-----|-----|-----|-----|-----|-----|-----|-----|-----|-----|-----|-----|-----|-----|-----|-----|-----|-----|-----|-----|-----|-----|-----|-----|-----|-----|-----|-----|-----|-----|-----|-----|-----|-----|-----|-----|-----|-----|-----|-----|-----|-----|-----|-----|-----|-----|-----|-----|-----|-----|-----|-----|-----|-----|-----|-----|-----|-----|-----|-----|-----|-----|-----|-----|-----|-----|-----|-----|-----|-----|-----|-----|-----|-----|-----|-----|-----|-----|-----|-----|-----|-----|-----|-----|-----|-----|-----|-----|-----|-----|-----|-----|-----|-----|-----|-----|-----|-----|-----|-----|-----|-----|-----|-----|-----|-----|-----|-----|-----|-----|-----|-----|-----|-----|-----|-----|-----|-----|-----|-----|-----|-----|-----|-----|-----|-----|-----|-----|-----|-----|-----|-----|-----|-----|-----|-----|-----|-----|-----|-----|-----|-----|-----|-----|-----|-----|-----|-----|-----|-----|-----|-----|-----|-----|-----|-----|-----|-----|-----|-----|-----|-----|-----|-----|-----|-----|-----|-----|-----|-----|-----|-----|-----|-----|-----|-----|-----|-----|-----|-----|-----|-----|-----|-----|-----|-----|-----|-----|-----|-----|-----|-----|-----|-----|-----|-----|-----|-----|-----|-----|-----|-----|-----|-----|-----|-----|-----|-----|-----|-----|-----|-----|-----|-----|-----|-----|-----|-----|-----|-----|-----|-----|-----|-----|-----|-----|-----|-----|-----|-----|-----|-----|-----|-----|-----|-----|-----|-----|-----|-----|-----|-----|-----|-----|-----|-----|-----|-----|-----|-----|-----|-----|-----|-----|-----|-----|-----|-----|-----|-----|-----|-----|-----|-----|-----|-----|-----|-----|-----|-----|-----|-----|-----|-----|-----|-----|-----|-----|-----|-----|-----|-----|-----|-----|-----|-----|-----|-----|-----|-----|-----|-----|-----|-----|-----|-----|-----|-----|-----|-----|-----|-----|-----|-----|-----|-----|-----|-----|

STATEMENT OF AGRICULTURAL WAGES IN URBAN AREAS DURING JUNE, 1973

| Division | BOMBAY | | | | | | | | | POONA | | | | | |
|-----------------------|--------|---------|--------|--------|-----------|--------|----------|-----------|---------|------------|------------|--------|--------|----------|--------------|
| District | Thana | | Kolaba | | Ratnagiri | Nasik | | Dhulia | Jalgaon | Ahmednagar | | Poona | Sangli | Sholapur | Kolhapur |
| Village | Kalyan | Palghar | Alibag | Mahad | Ratnagiri | Nasik | Mahagaon | Nandurbar | Jalgaon | Shevgaon | Shrirampur | Poona | Miraj | Sholapur | Ichalkarnaji |
| Normal Working Hours. | | (8) | | | | | (8) | (8) | (8) | (8) | | | | | |
| Rate of Labour | I.N.R. | Rs.P. | I.N.R. | I.N.R. | I.N.R. | I.N.R. | Rs. P. | Rs. P. | Rs. P. | Rs. P. | I.N.R. | I.N.R. | I.N.R. | I.N.R. | I. N. R. |
| Labour— | | | | | | | | | | | | | | | |
| Carpenters .. | | 8.00 | | | | | 6.00 | 7.00 | 5.00 | 6.00 | | | | | |
| Blacksmiths .. | | 8.00 | | | | | 6.00 | 6.00 | 4.00 | 6.00 | | | | | |
| Welders (Cobblers). | | 3.00 | | | | | 6.00 | 5.00 | 3.00 | 6.00 | | | | | |
| Labour— | | | | | | | | | | | | | | | |
| Men .. | | 2.75 | | | | | 2.50 | 3.00 | 4.00 | 3.00 | | | | | |
| Women .. | | 2.50 | | | | | 2.00 | 2.50 | 3.00 | 2.50 | | | | | |
| Children .. | | 1.50 | | | | | 1.00 | 2.00 | 3.00 | 2.00 | | | | | |
| Agricultural | | | | | | | | | | | | | | | |
| Labour— | | | | | | | | | | | | | | | |
| Men .. | | .. | | | | | .. | 3.00 | 3.00 | 3.00 | | | | | |
| Women .. | | .. | | | | | .. | 2.50 | 2.00 | 2.50 | | | | | |
| Children .. | | .. | | | | | .. | 2.00 | .. | 2.00 | | | | | |
| Labour— | | | | | | | | | | | | | | | |
| Men .. | | .. | | | | | 2.50 | 3.00 | 3.00 | 4.00 | | | | | |
| Women .. | | .. | | | | | 2.00 | 2.50 | 2.00 | 3.00 | | | | | |
| Children .. | | .. | | | | | 1.00 | 2.00 | 2.00 | 2.50 | | | | | |

I.N.R. = Information not received.

LABOUR GAZETTE—SEPTEMBER 1973

| DIVISION | | AURANGABAD | | | | | NAGPUR | | | | | | | | |
|----------------------------|---------|-----------------|---------------|---------------|-------------|----------------|---------------|-----------------|---------------|--------------|--------|---------|---------------|------------|----------------|
| District | | Auran- gabad | Par- bhani | Bhir | Nan- ded | Osmana- bad | Bul- dhana | Akola | Amra- vati | Ycot- mal | Wardha | Nagpur | Bhan- dara | Chandrapur | |
| Village | | Auran- gabad | Hin- goli | Mom- nabad | Nan- ded | Bembli | She- gaon | Man- grulpir | Amra- vati | Digras | Wardha | Narkhed | Gondia | Warora | Desai- gunj |
| Normal Hours | Working | | (8) | | | | (8) | | (8) | | (8) | | (8) | (8) | (8) |
| Type of Labour | | I.N.R. | Rs. P. | I.N.R. | I.N.R. | I.N.R. | Rs. P. | I.N.R. | Rs. P. | I.N.R. | Rs. P. | I.N.R. | Rs. P. | Rs. P. | Rs. P. |
| Unskilled Labour— | | | | | | | | | | | | | | | |
| (a) Carpenters .. | | | 5.00 | | | | 5.00 | | 6.50 | | 9.00 | | 5.00 | 7.00 | 7.00 |
| (b) Blacksmiths .. | | | 7.00 | | | | 5.00 | | 6.50 | | 8.50 | | 5.00 | 7.00 | 7.00 |
| Mochies (Cobblers) | | | 3.50 | | | | 5.00 | | 6.50 | | 8.00 | | 3.00 | 3.50 | 4.00 |
| Skilled Labour— | | | | | | | | | | | | | | | |
| Men .. | | | 2.50 | | | | 2.25 | | 2.75 | | 4.00 | | 2.50 | 3.00 | 4.00 |
| Women .. | | | 1.25 | | | | 1.25 | | 2.25 | | 2.00 | | 2.00 | 1.50 | 2.50 |
| Children .. | | | 1.50 | | | | .. | | 2.00 | | 1.50 | | 1.75 | 1.50 | 1.25 |
| or Agricultural Labour— | | | | | | | | | | | | | | | |
| Men .. | | | 7.00 | | | | 2.25 | | 2.50 | | 5.00 | | 2.00 | 3.00 | .. |
| Women .. | | | 1.50 | | | | 1.25 | | 2.25 | | 3.00 | | 1.25 | 1.50 | .. |
| Children .. | | | 1.50 | | | | .. | | 1.75 | | 2.00 | | 0.75 | 1.50 | .. |
| Men .. | | | 3.00 | | | | .. | | 2.75 | | .. | | 1.50 | 3.00 | 3.00 |
| Women .. | | | .. | | | | .. | | 2.25 | | .. | | .. | 1.50 | 1.25 |
| Children .. | | | .. | | | | .. | | 1.50 | | .. | | .. | 1.50 | 1.00 |

I.N.R.—Information not received.

STATEMENT OF AGRICULTURAL WAGES IN RURAL AREAS DURING JUNE, 1973

| BOMBAY | | | | | | POONA | | |
|--------|-------|--------|-------|--------|---------|------------|-------|--------|
| Thana | Kola- | Ratna- | Nasik | Dhulia | Jalgaon | Ahmednagar | Poona | Satara |

| | BOMBAY | | | | | | | | | | | | POONA | | | | | |
|----------|----------|-----------|----------|------------|------------|--------------|--------|------------|---------|---------|---------|-----------|------------|---------|--------------|---------|----------|--------|
| | Thana | | Kola-ba | Ratna-giri | Nasik | | Dhulia | | | Jalgaon | | | Ahmednagar | | | Poona | Satara | |
| | Tana-shi | Dolk-hamb | Man-gaon | Masure | Lasal-gaon | Pim-pal-gaon | Taloda | Pim-palner | Kapadne | Wagholi | Rot-wad | China-wal | Rashin | Deolali | Kalsai-khurd | Jun-nar | Kel-ghar | Budh |
| orking | I.N.R. | I.N.R. | I.N.R. | (8) | I.N.R. | I.N.R. | I.N.R. | I.N.R. | I.N.R. | I.N.R. | I.N.R. | (8) | (8) | | (8) | I.N.R. | I.N.R. | I.N.R. |
| ar | | | | Rs. P. | | | | | | | | Rs. P. | Rs. P. | I.N.R. | Rs. P. | I.N.R. | I.N.R. | I.N.R. |
| rs .. | | | | 12.00 | | | | | | | | 6.50 | 8.00 | | 4.50 | | | |
| ths .. | | | | 8.00 | | | | | | | | 6.50 | 6.00 | | 4.00 | | | |
| (Cob | | | | 8.00 | | | | | | | | 6.00 | 5.00 | | 3.00 | | | |
| .. | | | | 6.00 | | | | | | | | 4.00 | 2.50 | | 3.50 | | | |
| .. | | | | 4.00 | | | | | | | | 2.00 | 2.00 | | 2.00 | | | |
| .. | | | | 2.00 | | | | | | | | 1.50 | 1.50 | | 1.50 | | | |
| cultural | | | | | | | | | | | | | | | | | | |
| .. | | | | 6.00 | | | | | | | | 3.00 | 2.50 | | 3.50 | | | |
| .. | | | | 4.00 | | | | | | | | 1.50 | 2.00 | | 2.00 | | | |
| .. | | | | 2.00 | | | | | | | | 1.00 | 1.50 | | 1.50 | | | |
| .. | | | | 10.00 | | | | | | | | .. | .. | | 4.50 | | | |
| .. | | | | 6.00 | | | | | | | | .. | .. | | 4.00 | | | |
| .. | | | | 3.00 | | | | | | | | .. | .. | | 2.50 | | | |

I.N.R.—Information not received.

STATEMENT OF AGRICULTURAL WAGES IN RURAL AREAS DURING JUNE, 1973—contd.

138

| POONA | | | | | AURANGABAD | | | | | NAGPUR | | | | | | | | |
|--------|--------|----------|----------|---------------|------------|----------|----------|--------|-----------|----------------------|---------------|-------------|---------------|---------------|---------------|---------------|------------|---------------|
| Sangli | | Sholapur | Kolhapur | | Aurangabad | Parbhani | Bhir | Nanded | Osmanabad | Buldhana | Akola | Yeshwantpur | Wardha | Nagpur | Bhandara | Amravati | Chandrapur | |
| Jath | Atpadi | Hajapur | Gargoti | Kadoli | Phulmar | Pingali | Amalnair | Loha | Latur | Mera Bk. | Akoli | Babulson | Seloo | Fetri | Sakoli | Khala-pur | Mul | Brahma-puri |
| I.N.R. | I.N.R. | I.N.R. | I.N.R. | (8) Rs. P. | I.N.R. | I.N.R. | I.N.R. | I.N.R. | I.N.R. | (8) Rs. P. | (8) Rs. P. | I.N.R. | (8) Rs. P. | (8) Rs. P. | (8) Rs. P. | (8) Rs. P. | I.N.R. | (8) Rs. P. |
| | | | | 9.00 | | | | | | work: 3.00 | | | 7.00 | 6.00 | 5.00 | 6.00 | | 5.00 |
| | | | | 10.00 | | | | | | not done 3.00 | | | 5.00 | 6.00 | 4.00 | 6.00 | | 3.00 |
| | | | | 7.00 | | | | | | can daily wages 3.00 | | | 3.00 | 6.00 | 4.00 | 2.50 | | .. |
| | | | | | | | | | | | | | | (10) | | | | |
| | | | | 2.50 | | | | | | 2.50 | 1.75 | | 3.00 | 4.00 | 2.50 | 2.50 | | 3.00 |
| | | | | 2.00 | | | | | | 2.00 | 0.81 | | 1.25 | 3.00 | 1.50 | 2.00 | | 2.00 |
| | | | | .. | | | | | | 1.00 | .. | | 1.00 | 1.50 | 1.00 | 1.50 | | 1.50 |
| | | | | | | | | | | | | | | (8) | | | | |
| | | | | 2.50 | | | | | | 3.00 | .. | | 3.00 | 3.50 | 2.50 | 2.25 | | 2.50 |
| | | | | 2.00 | | | | | | 2.00 | .. | | 1.25 | 2.00 | 1.50 | 2.00 | | 2.00 |
| | | | | 2.00 | | | | | | 1.00 | .. | | 1.00 | 1.50 | 1.00 | 1.50 | | 1.00 |
| | | | | | | | | | | | | | | (8) | | | | |
| | | | | .. | | | | | | .. | 1.75 | | 2.50 | 3.00 | 2.00 | 2.50 | | .. |
| | | | | .. | | | | | | .. | .. | | .. | 1.50 | 1.50 | 2.00 | | .. |
| | | | | .. | | | | | | .. | .. | | .. | 1.25 | 1.00 | 1.25 | | .. |

I.N.R. — Information not received.

LABOUR GAZETTE—SEPTEMBER 1973

Have

COMING

COMMERCE IS NOW COMPLETELY CHANGED

Have you seen the latest copy ?

Why not ask for a free specimen copy ?

COMMERCE

THE PREMIER FINANCIAL WEEKLY OF INDIA

Editor : VADILAL DAGLI

Annual Subscription : Rs. 85

Half Year : Rs. 50

Students and Teachers are enrolled at introductory
offer rate of Rs. 60 per year

Send enquiries to :

Commerce (1935) Ltd.

Manek Mahal, 6th floor, 90, Veer Nariman Road,
Churchgate, Bombay-20

Telephone : 253305

PUBLICATION ISSUED BY
THE OFFICE OF THE COMMISSIONER OF LABOUR,
GOVERNMENT OF GUJARAT, AHMEDABAD

Gujarat Labour Gazette

Gujarat Labour Gazette, issued monthly, is a journal for the use of all interested in obtaining prompt and accurate information on matters specially affecting labour. It contains statistical and other information on consumer price index numbers for working class, industrial disputes, absenteeism, trade unions glimpses, of industrial awards, labour legislation, etc.

The Gazette has a reporting section in which important cases decided by Industrial Court, Industrial Tribunals and Gujarat High Court are reported.

Subscription is accepted for a calendar year only. All remittances may be made payable to the Commissioner of Labour, Ahmedabad, 'B' Block, 5th/6th Floor, Multi-Storeyed Building, Lal Darwaza, Ahmedabad-1.

Annual Subscription : Rs. 10.

Single Copy : Re. 1.

Labour Bulletin

MONTHLY PUBLICATION OF THE LABOUR DEPARTMENT,
UTTAR PRADESH, INDIA

Special features of the Bulletin : (1) Publication of up-to-date Statistical and other information pertaining to Labour ; (2) Special Articles on Labour problems ; (3) Reports on the administration of Labour Acts ; (4) Reports on statistical enquiries conducted by the Department ; (5) Important Decisions of High Court and Supreme Court, State Industrial Tribunal, Adjudicators and Conciliation Boards.

Rates of Subscription

Annual { Inland Rs. 4.00
Foreign Rs. 5.00

Single Copy : Re. 0.50.

Copies can be had from the Superintendent, Printing Stationery.

rs
on
tes,
our

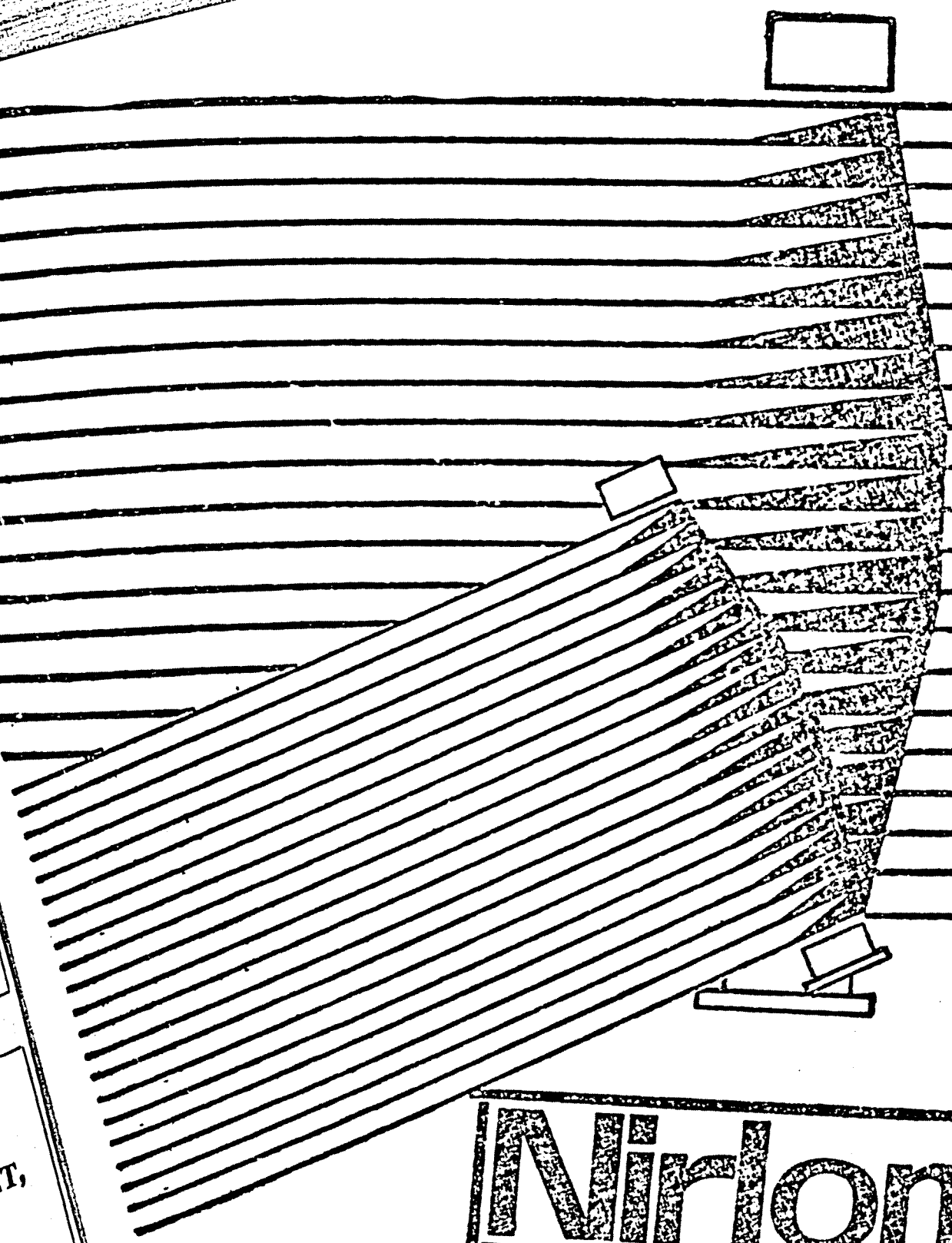
ecided
art are

mittances
nedabad,
Darwaza,

y : Re. 1,

ARTMENT,

of up-to-date
r ; (2) Special
administration of
conducted by the
art and Supreme
conciliation Boards.



Nirlon

* The largest
manufacturers of
Nylon filament yarn.
of Polyester
ent yarn.

Nirlon Synthetic
& Chemicals Ltd.
115, Mahatma
Bombay 1.

DIGEST OF CURRENT INDUSTRIAL AND LABOUR LAW

This is a monthly publication and deals with Industrial and Labour Law. This periodical contains :

1. Digest of all the cases decided by Supreme Court and High Courts of all the States, and selected cases of the Tribunals and Labour Courts.
2. Articles on complicated points of law.
3. Articles on labour problems, such as wage structure, etc.
4. Price Index.
5. Enactments, Ordinances, Regulations and Notifications of both Central and the States.
6. "Your Problem".
7. Annual Digest : At the end of the year, consolidated annual digest of all the cases decided by the High Courts and Supreme Court (already given in monthly issues) will be supplied free to the subscribers.

Annual Subscription : Rs. 18

Mail Your Order to :

CURRENT LAW PUBLISHERS
3228, Gali Hakim Baqa, Chamukha Mandir Street,
Hauz Kazi, Post Box No. 1268, G.P.O., DELHI-6.

Leading Marathi Monthly Magazine
ON ALL TYPES OF CENTRAL & STATE TAXATION LAWS

"VYAPARI-MITRA"

Started in 1950

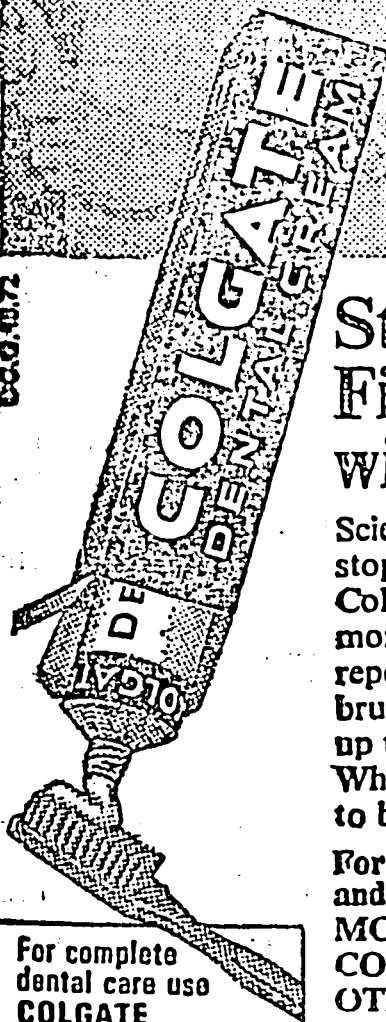
- *Twenty-Three Years of ceaseless service.
- *Subscribers over fourteen thousand throughout Maharashtra, Mysore & Goa.
- *Supplies useful information on all taxation laws including Income-tax, Wealth-tax, Gift-tax, Estate duty, Central Sales-tax, State Sales-tax and more than 50 other laws, and regulations concerning Trade and Industry.
- *Most lucrative medium of advertising for traders and industrialists.

Annual Subscription :
Rs. 9 (Including postage).

Administrative Officer

106/9, Parashuram Kuti, Brundavan, POONA 4

Bad breath separates




**Stop Bad Breath...
Fight Tooth Decay all day
with Colgate Dental Cream**

Scientific tests have proved that Colgate instantly stops bad breath in 7 cases out of 10 and that the Colgate way of brushing teeth right after eating stops more decay—for more people—than ever before reported in all dentifrice history. Because: just one brushing with Colgate Dental Cream removes up to 85% of odour and decay causing bacteria. What a wonderful minty taste too—children love to brush regularly with Colgate Dental Cream!

For cleaner, fresher breath
and whiter teeth...
**MORE PEOPLE BUY
COLGATE THAN ANY
OTHER TOOTHPASTE
IN THE WORLD!**

For complete
dental care use
**COLGATE
TOOTH BRUSHES!**
15 varieties—to suit
everyone!



OUR PUBLICATIONS

- | | |
|-----------------------------------------------------------------------|-----------------------------------------------------------------------------------------------------------------------------------------------------------------------------------------------------------------------|
| (1) FINANCE AND COMMERCE | A monthly Feature Journal dealing with Company Law, Taxation, Accountancy and allied subjects. Annual Subscription Rs. 20. |
| (2) COMMERCIAL INDEX .. | A monthly indexing service on Commercial, Financial, Legal, Economic, Accountancy and Tax matters. Annual subscription Rs. 25. |
| (3) CORPORATE LAW AND MANAGEMENT ENCYCLOPAEDIA. | Contains commentary as well as useful information on all the aspects relating Corporate Law and Management. Price Rs. 150 per copy. |
| (4) A GUIDE TO COMPANY LAW PROCEDURES. | Contains procedures of 115 items under the Companies Act, 1966, amended up-to-date. |
| (5) INDUSTRYWISE BULLETINS | Fortnightly Bulletins on each of the following industries viz., Cement, Paper, Iron and Steel, Planting, Electricity and Engineering, Mining and Chemical, Sugar, Jute and Textile. Annual subscription Rs. 100 each. |
| (6) HAND BOOK ON INCORPORATION OF COMPANIES LIMITED BY SHARE CAPITAL. | Contains procedures with forms for incorporating a limited company with share capital amended up-to-date. Price Rs. 10 per copy. |

Indian Law Reports

BOMBAY SERIES

1971

The annual subscription of the Indian Law Reports, Bombay Series, 1971 has been fixed as given below :—

| | | | |
|---------------------------------------------------------------------------|---|----------------------------------------------------------------|----------------|
| Annual Subscription for Twelve monthly issues and one Index issue : | } | <i>Without Postage</i> | Rs. 50 per set |
| | | <i>With Indian Postage</i> | Rs. 52 " |
| | | <i>With Foreign Postage</i> | Rs. 60 " |
| | | <i>Single Copy : Rs. 4.25</i> <i>(Inclusive of Postage)</i> | |

As limited number of copies are printed those who wish to subscribe themselves, are requested to send in their remittances without delay.

A few complete sets of 13 issues of the Indian Law Reports, Bombay Series, are also available for sale at the following prices :

1968 @ Rs. 37 each set *with* postage.
1970 @ Rs. 42 each set *with* postage.

1969 @ Rs. 42 each set *with* postage.

Please send your orders to :

THE MANAGER, YERAVDA PRISON PRESS, POONA-6.

INDIAN LABOUR JOURNAL

*Issued Monthly by the Government of India.
Ministry of Labour and Rehabilitation, Labour Bureau, Simla.*

A leading publication in the field of labour matters in India for the past 25 years, *Indian Labour Journal* now appears with thoroughly reorganised layout and contents. Principal features are : Special articles on topics of current interest by knowledgeable writers ; reports and studies containing summaries and reviews of the working of various Labour enactments ; *Labour news briefs* from India and abroad ; *Labour Laws* (both new enactments and amendments) ; *Labour decisions* in important legal cases : *collective bargaining* (principal settlements) : *Labour literature* (digest of important articles) ; and a *statistics* section presenting an up-to-date and continuous picture of the various aspects of labour.

Annual Subscription :

Rs. 48 ; 112 sh. 17 \$ 28 cents.

Single Copy : Rs. 4 9sh 4d ; 19 \$ 44 cents.

Subscription may be sent to the MANAGER OF PUBLICATIONS, CIVIL

INDUSTRIAL BULLETIN

A monthly publication of the Directorate of Industries, Government of Maharashtra, Bombay, is published on the first of every month. The annual subscription for 12 issues is Rs. 6.00 (including postage). Single copies except special number are available at 75 paise each.

Subscribers are requested to remit their subscription to the Accounts Officer, Directorate of Industries, Sachivalaya Annexe, Bombay-32. They can also remit their subscription to the Regional Offices of this Directorate at Bombay, Nagpur, Poona and Aurangabad or to the Industries Officer of the respective district or to the nearest Industries Inspector.

All communications should be addressed to--

THE EDITOR,

Industrial Bulletin, Directorate of Industries,
Government of Maharashtra,
Sachivalaya Annexe, Bombay-32.

“Tamilnadu Labour Journal”

“The Tamil Nadu “Labour Journal” is a monthly publication aiming to give a brief review of the progress made by the State of Tamil Nadu in the field of industrial relations. It caters to the needs of the employers as well as Labour by supplying statistical and other information on work stoppages, industrial disputes, trade unions, consumer price index number for working class (cost of living index number, summaries of awards of Industrial Tribunals and Labour Courts, agreements etc. The publication also includes articles from specialists in the various subjects relating to industrial relations.

Single Copy

| | | | |
|---------|----|-----|------|
| Inland | .. | Rs. | 1.00 |
| Foreign | .. | Rs. | 1.50 |

Annual subscription.

| | | | |
|---------|----|-----|-------|
| Inland | .. | Rs. | 10.00 |
| Foreign | .. | Rs. | 16.00 |

DIC

An indispensable

PART I :

PART II :

PART III

Annual sub

Annual cons

Out-station

Subscription

Also availa

Back Volu

Part I

Please for

DIGEST OF LABOUR CASES

(Published on the 25th of every month)

*Editor : V. G. ROW, Barrister-at-Law,
Advocate, Supreme Court and High Court, Madras*

An indispensable Journal containing :

PART I : Articles of interest on labour matters.

PART II : Acts, Rules and Notifications of the Central Government and also Tamil Nadu Government.

PART III : Digest of Case Law.

Annual subscription : Rs. 15 (Inland) and Rs. 18.00 (Foreign), payable in advance

Annual consolidated supplement of Part III of the Digest, free to subscribers.

Out-station cheques should include Rs. 1.50 P. towards Collection charges.

Subscription payable to :

Publishers

MADRAS BOOK AGENCY
337, Thambu Chetty Street, MADRAS-1

Also available ex-Stock :

Digest of Labour Cases, 1960 : Price Rs. 12.50

Digest of Labour Cases, 1961 : Price Rs. 15.00

Digest of Labour Cases, 1962 : (Out of stock)

Digest of Labour Cases, 1963 and 1964 : Price Rs. 15.00

Digest of Labour Cases, 1965 to 1971 : Price Rs. 17.50

Back Volumes from 1960 and 1961 and 1971 to 1968 will be supplied for Rs. 150 nett.

Part III of 1962 Digest of Labour Cases will be included in the supply.

Please forward your orders to :

MADRAS BOOK AGENCY
337, Thambu Chetty Street,
MADRAS-1